



Calendar

DPWW Regular Meetings

Usually Third Monday 7:00PM
at [St. James in Glen Ellyn](#)

Will be in person also via
Zoom until further notice

- [February 19](#)
- [March 18](#)

DPWW Board Meetings

Usually First Monday via
Zoom

- [March 4](#)
- [April 1](#)

Future Activities

- [February 17](#)
[Woodworking Show - Milwaukee](#)
- [March 2](#)
[Sawdust in Your Coffee](#)
- [March \(TBA\)](#)
Raw Hearwood - West Chicago

Programs

- [February 19](#)
– [Wood Stabilization - Jason Marosi](#)
- [March 18](#)
– [Milescraft Woodworking Tools - Aaron Raders](#)



President's Message - February 2024

Well, what a difference a few weeks has made. From holding our general meeting via Zoom due to severe cold it has been nice to see the sun and have some unseasonably mild temps. Despite being able to work in an indoor shop I still try to take advantage of the nice weather. I have been able to accomplish some

portion of some of my projects outdoors such as spraying shellac or spraying paint. I hope the nice weather is helping you as well.

This month *Bruce Metzdorf* has lined up [Jason Marosi](#) to provide a [presentation on wood stabilization](#). Do any of you have a punky but beautiful piece of wood that you would like to use but don't know how to work with it safely? This presentation will help you learn how. Or, you can learn more about all the new choices we have for wooden products to work with.

Our next toy making workshop will be held on Saturday, April 27. Please see the [article in this newsletter](#) for more information. It is a great opportunity to mix and mingle with other woodworkers, perhaps learn some new techniques or just come to enjoy some donuts and pizza. Always a good time being with others and helping those less fortunate.

If you haven't already renewed for 2024 please do so. The cutoff for remaining a member if you haven't yet paid your dues is the end of March.

New opportunities are presented to this organization on a frequent basis. We might have a picnic this summer, an opportunity to help young students get introduced to woodworking, projects the church requests, etc. This is your organization. Please reach out to me or other members of the board if you wish to be more involved and help. It is your organization and it takes a village to keep it going.

Look forward to seeing you at our meeting on Monday, February 19.

George Rodgers 708-623-9038 GLRodgers@comcast.net



DuPage Woodworkers Board Meeting February 5, 2024

George Rodgers opened the Zoom meeting at 7:00 Present were Gordon Brand, Jim Harvey, Bill Hoffman, Michael Kalscheur, Bruce Kinney, Jeff Kramer, Tom Kubica, Bruce Metzdorf, Lee Nye, Howard Peterson, Harry Trainor, Dave Wesolowicz, Ron Colliander, Mark Wieting, Steve Young, Carl Shaffer.

Agenda Additions, Changes and Approval – No additions or changes. October minutes were approved.



Treasurer's Report: (Dave Wesolowicz) – The group has \$6,538 in our accounts as of January 31, 2024. The annual audit was performed by non-board members. **Ron Colliander** headed this up. Per Ron, an examination of various transactions was completed with no issues noted.

Secretary's Communication (Steve Young) – None.

President's Communication (George Rodgers) – George stated that the church had contacted him for assistance in creating an “Alleluia” sign. The sign is currently in progress.

Standing Committee Reports:

Membership (Mike Kalscheur) – Our membership continues to grow at a steady rate. We are currently at 226 members with 5 joining last month. Approximately 80% of existing members have renewed with about 45 yet to renew. Mike will not be at the February monthly meeting and will be out of contact for approximately one week. Dues may be paid to **Dave Wesolowicz** at the February meeting. If a notice needs to be emailed to the general membership in Mike's absence, contact **Gordon Brand** or **Jim Harvey**.

Library (Tom Kubica) – Little has changed since our last meeting. As January's general meeting was virtual, Tom will bring in some of the new materials and some of the giveaway materials at the February meeting. Both **Mark Wieting** and **George Rodgers** also have some donated materials to add to our library over the next several months.

Prizes (Bruce Kinney) – As January's meeting was virtual due to the weather, the raffle did not take place. January raffle prizes will now be given out at the February drawing.

Publicity (Mark Wieting) – No report.

Toys (George Rodgers) – The next toy workshop will be on April 27th at Woodcraft.

Newsletter (Jim Harvey) – Items for the newsletter need to be received by Friday, February 9. Jim is going through the PowerPoint FOW presentations from January's virtual meeting for some pictures. We still have the information on the Hawaii Wood Show and a Toy of the Month article.

From Our Workshop (Lee Nye) – We still have the Woodpecker One Hand Clamps as prizes for the

February meeting.

Activities (Jeff Kramer) – The **Milwaukee Woodworking Show** is this weekend. Please register if you plan to attend even if you will not join the group for breakfast. In March we will visit Raw Hardwoods in West Chicago. In April or May, another group of member workshops is being arranged in the Glen Ellyn / Wheaton area.

Programs (Bruce Metzdorf) – February's program will be done by **Jason Marosi** and will be on wood stabilization. March's program will be presented by Milescraft (products). April will feature information on chainsaw carving by **Bud Hainzinger** and May will feature **Mark Osgood** on vacuum tables.

A/V (Howard Peterson) – A new camera was purchased and will be used at the February meeting.

Web (Bill Hoffman) – The Wordpress Sandbox is up and will be used to develop a new website. We are still learning about Wordpress, but it should allow us greater capabilities in the future.

Old Business:

a. **July Picnic – Jeff Kramer** proposed having a summer picnic to encourage members to socialize. Perhaps this will increase the holiday party attendance. Several ideas regarding menu, location, activities were discussed. Volunteers to help research and plan out the event are being sought.

New Business:

a. **Pleasant Hill Elementary School Explore More Day Event-** Mike and George were contacted about providing kits for elementary school children to assemble on the school's annual Explore More Day on May 10th. An announcement will go out to the members to see what interest there is in assisting with this effort.

b. **Club Apparel- Carl Shaffer** – Carl went through a number of different apparel items that are available through the club. Several ideas were discussed to make members aware of the offerings such as a more robust newsletter article and listing the merchandise on the website.

Adjournment – 7:53pm

– **Steve Young**



January Meeting Recap

Dupage County weather was NOT friendly on January 15, 2024. DPWW President **George Rodgers** made the tough decision to cancel our normal in-person meeting at St. James, substituting instead, an on-line Zoom session. Our January



presenter **Bill Boyle** was contacted and agreed to appear via Zoom. 37 members logged into the call.

Bill has a [business making Windsor Chairs](#) and also teaches woodworkers how to build Windsor Chairs. One chair takes 30 - 90 hours depending on the design chosen. He talked about his woodworking background and about the pitfalls in starting a business from a hobby.

Sawdust In Your Coffee

Sawdust in Your Coffee is our Zoom-based monthly discussion of wood related subjects. There were thirteen participants at the February 3 Sawdust meeting. Topics discussed included:



- | | |
|---|---|
| 1. Review upcoming club activities. | 5. Miter saw station build status update. |
| 2. Using card scrapers successfully. | 6. New Ukulele review. |
| 3. Dust collection efficiency monitoring, is the group interested in members study. | 7. Grandfather build toys inspiration for future generations. |
| 4. New wood turner looking for HSS tool tips and tricks. | 8. Respirator recommendations. |
| | 9. New toys for a unisex audience. |

There will be another Sawdust in Your Coffee meeting at **9:00 on Saturday, March 2**. Bring your questions, your progress, and/or your coffee. Expect the usual EMail Zoom invitation. — **Ron Colliander**

Mentors Wanted

With the wide range of woodworking experience among members, some are willing to act as mentors or trusted counselors in various categories of woodworking. Look for the “Mentor list” found on the Members-Only page of the website for member advice/help on a specific woodworking topic. You might find another member who is willing to assist. If you have some unique area(s) of woodworking expertise and are willing to mentor other members, contact Mike Kalscheur at membership@dupagewoodworkers.org or at one of our meetings, who will add your name and talent to the Mentor List.

February 19 DPWW Meeting

Wood stabilization



Jason Marosi, Vice President BVV - Jason will talk about and demonstrate the BVV stabilization system, a new approach to wood stabilizing with pressures up to 1500 psi, completing parts fully stabilized in as little as 20 min for small scale parts. BVV is headquartered on Frontenac Rd. in Naperville. They sell commercial vacuum extraction machines. <https://shopbv.com/>



— **Bruce Metzdorf**



Membership News

Five (5) new members were added to the membership roster within the last month. That increase boosted the total membership to 226. All 5 new members learned about DPWW from either the website or

friends. Please welcome these members listed below at future meetings and activities.

- **Cody Gough** from Lombard
- **Adam Jeffries** and family member **Lyla** from Glen Ellyn
- **Larry Welburn** from Aurora
- **Devrim Seiwert** (family member of **Renny Seiwert**) from Crystal Lake

2024 Membership Renewal

Over 75% of the current members have already renewed their DPWW membership by submitting dues for the 2024 year. This is a kind reminder to submit your \$30 dues payment before March 1st. The procedure for renewing your membership is found on this web page below. Members who have not paid annual dues by 3/1/2024 are removed from the roster list.

<https://dupagewoodworkers.org/membership/renew/renew.php>

If you don't recall whether or not you've renewed for 2024, just ask before sending more \$ for dues. Other cash donations to DPWW organization are always welcomed.

Mike Kalscheur
membership@dupagewoodworkers.org

Internet Links of the Month

In keeping with the Windsor Chair theme from last month's meeting:
<https://baynebox.com/categories/bartley-classics/windsor-chairs.html>
<https://www.highlandwoodworking.com/woodworking-projects.aspx>
<https://thisiswoodworking.com/shop-by-brand/river-bend/>
<https://www.woodcraft.com/products/wco-sack-back-arm-chair-kit>
<https://www.thelittlehousecompany.com/miniature-diy-furniture-accessories-kits-c-262/miniature-windsor-chair-kit-p-23605>



February Activity

DPWW Trip to **The Woodworking Show – Milwaukee**, on Saturday, February 17, 2024.

Join us for breakfast at Mimosa Restaurant in Milwaukee before the show

DuPage Woodworkers will be meeting at the Mimosa Restaurant (reservation under Kramer) at 8:30/8:45 AM prior to going to the Milwaukee Woodworkers show which opens at 10:00 AM. (NOTE: the restaurant is about 4 miles from the Milwaukee Sports Complex.)

Mimosa Restaurant
 9405 S 27th St
 Franklin, WI 53132

Please use [this link to sign up for this event and/or breakfast](#)

Further Information is Available on the DPWW website ([Click on the Activity date for this event](#))

(The show runs from February 16 to 18)

[Information and tickets are available at The Woodworking Show - Milwaukee.](#)

Tickets are \$16.00 at the door – \$14:00 if you purchase your tickets online. Your tickets are good for the entire run of the show.

Milwaukee County Sports Complex
 6000 W Ryan Road
 Franklin, WI 53132

Questions? Contact **Jeff Kramer** at kramer123@hotmail.com.

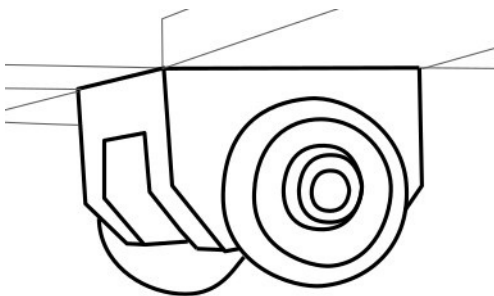
— **Jeff Kramer**



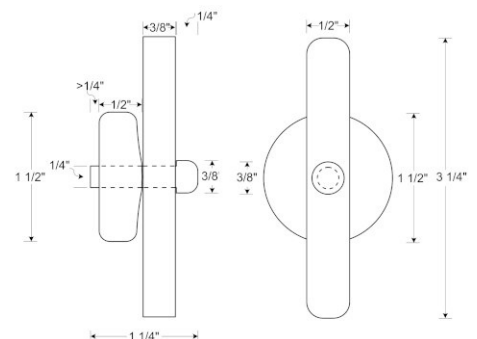
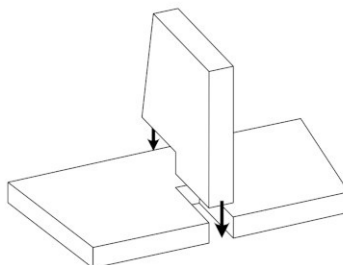


Toy of the Month Bi-Plane

This is a *Ron Colliander* design, documented by *Whit Anderson*. Click the photo for a detailed PDF drawing with dimensions from the [Dupage Woodworkers Web Site](#).



Apply glue and insert tab of fin into slot in tailplane





Windsor Chair Kit

Lee Nye - originally in the [Fox Valley Woodworkers newsletter](#)

Bill Boyle's excellent Windsor Chair presentation reminded me of my Windsor Chair Kit making experience.

My favorite customer (my dear wife) had been bugging me to build her a period authentic chair to go with my 18th Century Secretary Desk. Chair making is an art and skill which I do not have and honestly, I'm not too interested in acquiring. I did look at chair making classes though, like those at [Mark Adams School of Woodworking](#) for example. Cost is significant - somewhere from \$500 to \$1000 plus materials and travel and living expenses. *Bill Boyle* offers classes for about \$2500. I suppose this could be worth it if you had plans to make more than one chair, but it is kind of pricey otherwise. So I decided to look for a chair kit and found one that my customer liked from Woodcraft. It is a Sack Back Windsor Arm Chair the cost less than the \$300 list price using one of their sale discounts. It took six weeks to arrive but when I unpacked it, I was impressed by the fit, finish and quality of the parts. Only the seat required much sanding - the legs, stretchers, and spindles were ready to finish.



Even though I am building a kit chair, I am learning about the design and construction of Windsor chairs in spite of myself. Over the years,



I have repaired a number of kitchen chairs and rockers of similar style. All have loosened up due to glue and joint failure. When I compare them to the traditional Windsor chair design, it is no wonder the factory chairs fall apart and the Windsor chairs lasted for hundreds of years. The Windsor's have through mortise and tenon construction (at least these do), with the leg post joints visible on the seat, arm post joints visible, and even the spindle joints to the bow visible. And, the through leg mortises are tapered (wider at the top) to make the tenons mechanically secure with the wedges. This may

not be as attractive as the hidden mortises on most factory chairs, but is much more robust. The key is that all these post and spindle joints are wedged and don't rely solely on glue for their strength. I understand that most of the original Windsor chairs were painted, so the exposed joinery might not have been an issue anyway.

Construction is pretty straightforward, the instructions are okay but could use some improvement. For example, they are generic to several styles of chairs and you have to figure out which steps apply to your chair style. It would seem to me, easy to have a separate instruction sheet for each chair style. Assembly is not too difficult overall but getting all those posts and spindles through the chair arm and bow during glue-up was a challenge. The bow was especially tricky getting the spindles through the bow in proper order - one side would slide down too much and prevent the spindles on the other side from going in. Then getting the left and right sides even was hard - my usual brute force soft blow mallet method did not work well; the bow supported by the spindles was too springy. Some long clamps were brought into play and eventually I got the bow evened up. I do recommend using slow setting glue.

Ed. note: [Lost Art Press](#) had a good article on finishes for a Windsor Chair this month: <https://blog.lostartpress.com/2024/02/06/advice-for-finishing-a-windsor-or-other-work/>



Borrow DPWW Tools




One benefit of being a member of the DuPage Woodworkers is that we have tools you can borrow. Our Work Sharp has been upgraded with a knife and scissor sharpening attachment. Also DPWW now has a Performax 12" planer, an HVLP sprayer, and a small bandsaw. The scroll saw, moisture meter, metal detector, Work Sharp, planer, sprayer, **bandsaw**, and Drill Doctor are available to DPWW members by contacting **Wayne Maier 630-303-1341**



Logo Clothing

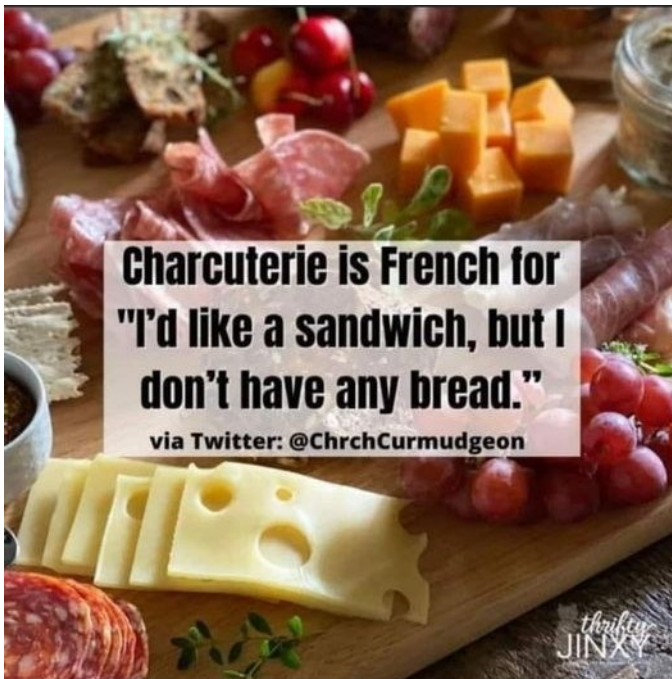


Welcome to all DPWW members from our DPWW clothing store. Stop by at my display location during the Monday meeting for introductions. We started with the green polo shirts and tan hats with the embroidered DPWW logo. We added the long sleeve T shirts with the embroidered DPWW logo. It has been suggested that we offer a fleece jacket with front zipper. Let me know if this or any other item would be of interest. Enjoy the Winter, and attend events wearing your DPWW shirts and hats.



Thanks, - **Carl Shaffer 630-251-3106**

Look for the Apparel article NEW LOOK next month.



I've seen a lot of Charcuterie boards pass through our FOW but this is the first time I knew what it was all about.

February Door Prizes

Door prizes this month will be:

- Milwaukee Drill Driver/ Impact Driver Combo-Kit
- 7 pc Forstner Bit Set Plus \$10 Woodcraft Gift Card



Tickets are \$2 for 1, \$5 for 3, \$10 for 7, \$15 for 11, \$20 for 15.

- **Bruce Kinney**



Inspirational Project of the Month

Hawaii's Wood Show 2023 in pictures

If you want to get a few great ideas, come with me to last year's Hawaii's Wood Show, sponsored by the Hawaii Forest Industry Association. It ran last fall in Honolulu.

I was amazed by the outstanding craftsmanship as well as the innovative use of materials, from bamboo inserts to —ready for this?—eggshells. A Power Point® program of a selection of about half of the pieces can be found on our DPWW website <https://dupagewoodworkers.org/membership/Hawaii%20Wood%20Show%202023.pdf>. More photos can be found at the HFIA website, <https://woodshow.hawaiiforest.org/>. The gallery pages for every show for the past few years show more amazing work. Interestingly, the photos from the 2023 show gallery do not duplicate the ones in the Power Point® on our website.

All the pieces consist of local woods, some of which I've never heard of but which may, in fact, be common in Hawaii, such as Pheasant Wood and Milo. There's lots of Koa. Each of the slides contains the maker's name and the types of wood used in the piece. They range from substantial furniture and traditional turnings to flights of whimsy. Maybe my favorite piece is called "Neither Flat, nor Square, nor Plumb." Something I can relate to. The "Best of Show" might surprise you despite the obvious craft it embodies.

– **Mark Wieting**



Toy Makers Workshop



DPWW and [Woodcraft \(75th St. and Woodward Ave. in Woodridge\)](#) will be hosting a toy making workshop on **Saturday, April 27** from 9am to 3pm. We are hoping to have people contribute some of their time to helping bandsaw, drill, route, sand and assemble toys for our annual Christmas Holiday give-a-way program. The plan is to have people come for the morning (9am to noon) and/or afternoon (noon to 3pm) session. If you can't contribute 3 hours even just an hour or two will help. We will be making toy doll beds and vehicles.

For those unable to make the workshop but still wanting to contribute toys we have wheels and axles. We will have these available to pick up at the [February DPWW general meeting](#). We also have patterns and directions for making toys which are available at each general meeting. If you only have some equipment such as just a drill press, etc. we can always use help completing part of the project or help with assembly. Pick what you feel comfortable doing. Any help is appreciated.

For those without equipment at home to make toys remember that the club has a drill press and scroll saw to borrow.

Last year we made over 3000 toys! Let's keep it up!

George Rodgers 708-623-9038 GLRodgers@comcast.net



From Our Workshop November - January Click to Enlarge

These projects, projects in progress and many more can be seen on your [DPWW Gallery Web Page](#). These projects were submitted prior to our January 15 meeting, or were shown in person at the meeting. With our meetings held via Zoom and inperson, if possible, still submit photos of your current projects to Mike Perry and Lee Nye via [Google Forms](#) for inclusion in next month's newsletter. Submitted projects will also be featured during the next inperson and Zoom monthly meeting "From Our Workshop" session.



**Bob Bakshis - Sherman Tank
Pine - Craft Paint**



**Bob Bakshis - Wheel & Tread Jigs
Pine - None**



**Lee Nye - Tripoli Board
Birch Ply, Walnut - Lacquer, Odies**



Bill Hoffman - Play Table
Red Oak, Plywood - Gen Fin Satin



Mike Kalscheur - Cutting Boards
Unknown - Min Oil, Beeswax



George Rodgers - Glue Bottle Opener
Sapele - Shellac, Poly



Emilian Geczi - Puzzle Tray
Maple- Shellac



**Mike Perry - Kitchen Banquette
Salvaged Lumber - None**



**Ron Colliander - Open Tool Box
Cherry - Danish Oil**



**Ron Colliander - Toy Bi-Plane
White Oak, Walnut - None**



Patrick Kirchner - Dough Bowl
Apple - Mineral Oil



Jon Stehlik - Shoe Cubbie
Red Oak - Danish Oil, Poly

About From Our Workshop

FOW is an important part of our DPWW meetings and we love to see what other members have made and hear about details of their work. Though our meetings are both in-person at St. James, and broadcast via Zoom, please submit photos online, even if you plan to bring your project to the in person meeting. You can find [the online form](#) under the [members only tab](#) on our web site. The Google form asks for your name, for project info like in this section, then allows for uploading up to three image files. Your photos, on screen at the meeting and on Zoom give everyone a better view of projects than our video cameras can see. Whether in-person or on Zoom, you can speak about your project when called upon.

Please continue to bring your projects to the in-person meetings so we can see them. There will be a drawing at the February meeting for FOW prizes to those who attend in-person. If you need assistance submitting project photos, contact:

— **Lee Nye** woodworkerlee828@gmail.com.