

Doll Furniture

End table with drawer



End Table Notes:

The cabinet sides and front side panel above the drawer are made from 1/2" stock. The bottom and back are made from 1/8" plywood. The top is made from 1/4" plywood.

The drawer sides, back, and front are all 1/4" material. The drawer bottom is 1/8" material. You can adjust dimensions to suit yourself.

These drawings leave no leeway for clearance as the drawer slides in and out. One way to deal with this is to make the cabinet portion first and measure the space left for the drawer. Another approach would be to make the drawer according to the plans, and then adjust each side on a disk or belt sander if needed to provide some clearance.

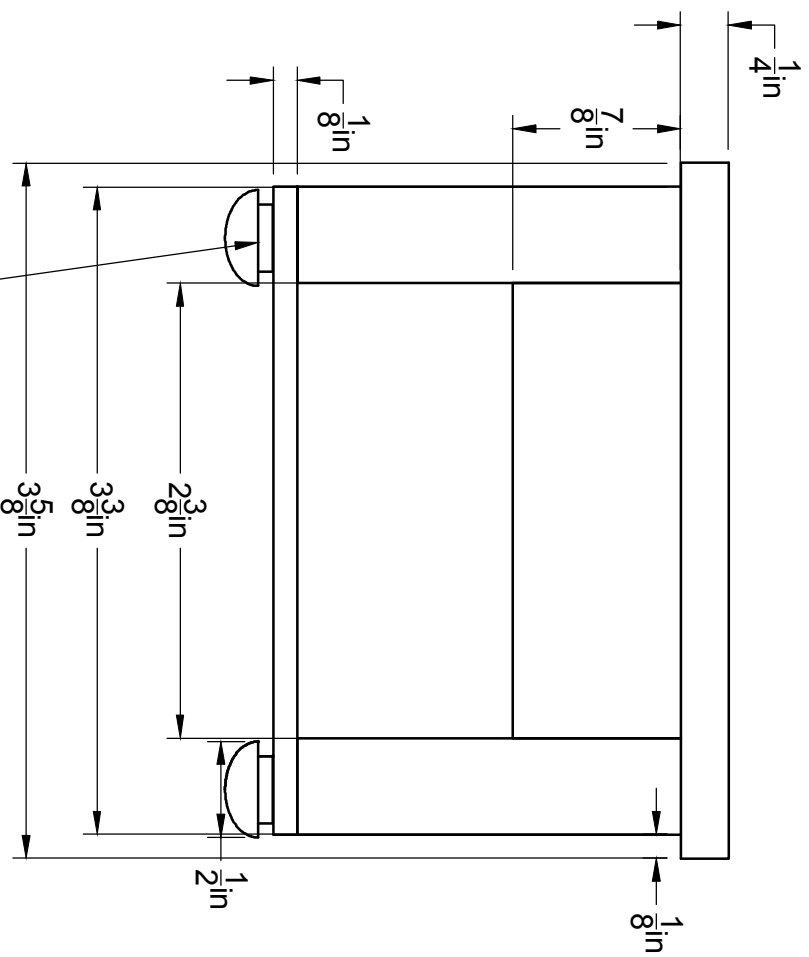
The feet and drawer knob can be made from available parts if you like. For the feet, try searching Woodcraft and Rockler for "screw plugs." You might also find something at Michaels.

Errors:

Every effort has been made to avoid errors in these plans. Still, sometimes mistakes occur. If you find errors in these plans, please notify the toy chairman so that corrections can be made and the next person spared having to deal with that problem. Thanks.

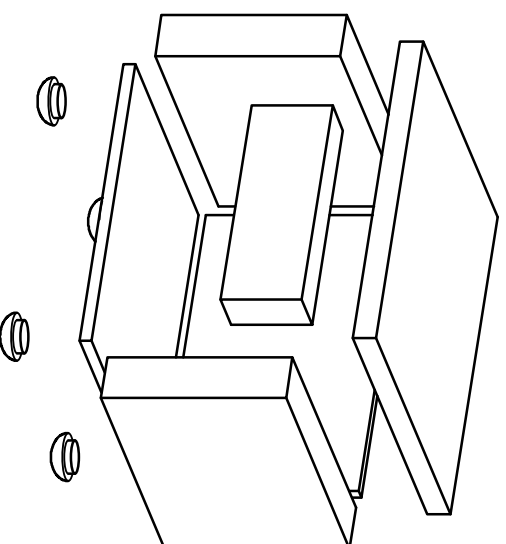
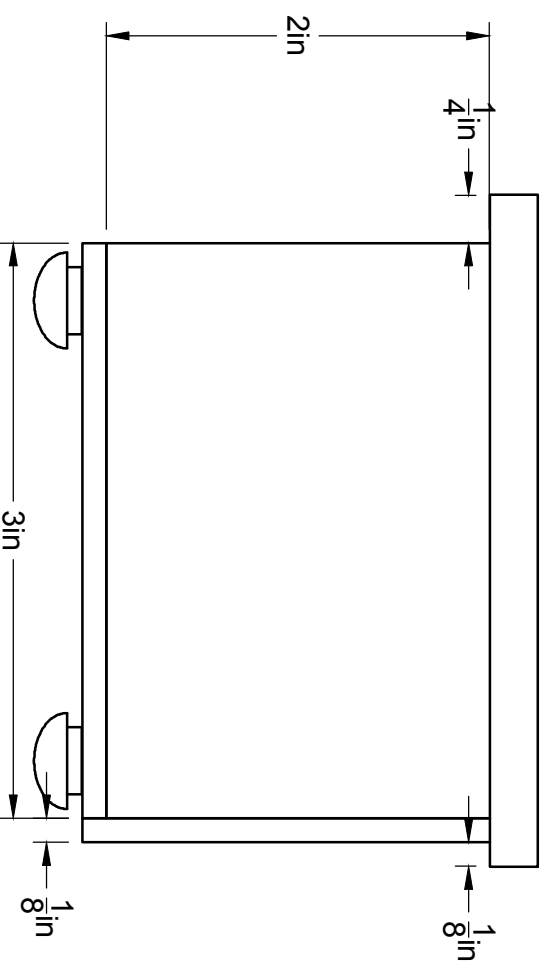
DOLL END TABLE (drawer on next page).

FRONT VIEW



The feet should be about $\frac{1}{2}$ " wide and about $\frac{1}{4}$ " tall. The feet should be tucked under the end table enough that they don't get knocked around during play.

RIGHT SIDE VIEW



DRAWER FOR DOLL END TABLE (previous page)

