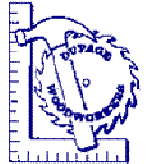


# DUPAGE WOODWORKERS

Our Motto—"Learning by Sharing"



February, 2009

## Programs & Events

- 
- February 21, 2008**  
Workshop  
St James Church  
Curt Vevang—Delta CAD
- 
- February 25, 2009, 7PM**  
Regular Meeting  
St. James Church  
Festool
- 
- March 11, 2009**  
Tour Alan Carter shop & studio  
Tour Midwest Saw
- 
- March 25, 2009, 7PM**  
Regular Meeting  
St. James Church  
Program TBA

## The Presidents Corner

Rick Ogren



Rick Ogren

Thanks to **Curt Vevang** for his presentation on Sketchup He created so much interest in this topic that that we will be starting a Special Interest Group

(SIG) on the subject of Sketchup which will meet at the church at 6:00 PM on Wednesday February 25th.

We will discuss the general beginnings of the group and if the interest is there to continue such a program for future meetings. Please bring your laptops and ideas as to how we can develop dialog and help each other with

Sketchup.

Don't confuse the Sketchup program with the Delta CAD workshop scheduled for February 21st. Sketchup is a 3D CAD program whereas; Delta CAD is a 2D CAD program. Each has its place in the workshop and one may be easier than the other for some people to use. The Delta CAD workshop is still open for more participants. Just call, or email, me at rogren@comcast.net and I'll add you to the list.

Our new projector will be used at the general meeting for the first time this month. We will continue to work on improving the quality of the video presentations so can better see the pre-

*President (Continued on page 3)*

## Activities Committee Report

Dale Gustafson have sharpened. Sign up for these activities at the February meeting.



Dale Gustafson

We have two activities planned on March 11. The first is a visit to the shop and studio of Alan Carter, a maker of custom contemporary furniture at 5232 Riverview Drive in Lisle IL. Plan on arriving at 10:00 am. Those departing from Panera's on Roosevelt Road in Glen Ellyn should allow 15 minutes travel time. Following this stop, we have rescheduled a visit to Midwest Saw at 850 Meadowview Crossing, Unit 84, in West Chicago at noon. Enter via the back door. Be sure to bring any saw blades you need to

### Delta-CAD Seminar

With Curt Vevang

February 21, 2009 9 AM to Noon

At

St. James Parish St James Ministry Center

Contact Curt at (847) 934-6925 or Rick Ogren @ (630) 963-2766

Proceeds will be donated to Juvenile Diabetes Research at Curts request

VISIT US ON THE WEB AT: [www.dupagewoodworkers.org](http://www.dupagewoodworkers.org)



## January & February Programs

Bill Hochmuth

At the January 28 meeting of the DuPage Woodworkers, club member **Curt Vevang** demonstrated a fascinating program, Google SketchUp.

The beauty of this program is its ability to allow the user to create a three dimensional drawing. This of course leads to the fact that the software allows you to "orbit" your drawing looking at it from all different angles including top and bottom.

Curt showed examples of a Tea Box, Crèche and TV Cabinet all of which were drawn with SketchUp. The ability to remove doors and countertops to actually look inside of the objects you've drawn is particularly


clever.

Curt covered as much material as he could but as usual the evening was just a little too short. For those interested Curt will be doing a seminar on computer-aided design using another drafting program called Delta Cad. It's actually a capable program particularly if all you're concerned



Many in the audience followed along on their notebook PCs while Curt Vevang demonstrated Google Sketchup.

*Programs (Continued on page 3)*



## From Our Library

Dic Drees

This month's book review has a long title, so I'm only going to write it once. *Fool-proof Wood Finishing - For those Who Love to Build and Hate to Finish*, by Teri Masaschi. A long title but a good book on finishing.

In his introduction Teri writes: "Most woodworkers are not finishers. It's nothing to be upset about; woodworking and finishing demand different skills. But many of those who are not finishers want to become finishers. When they start to look into it, they come right up against a great array of finishing products on the market. In woodworking, if a router bit is an ogee-style bit, that's it, but in finishing a stain is not just a stain. It could be oil - or alcohol - or water-based or pigment or both, gel or penetrating or glaze.

grow as you complete each of the step-by-step exercises in the book. Learn the process without taking risks by making your mistakes on scrap instead of on your woodworking project." About the book: the first chapter covers some of the basics of finishing. The step-by-step exercises, which make up the majority of the book, show how to perform the second stage of finishing: making test samples, i.e., use stock from your project to make sure you'll get the results you want. The exercises prepare you for the final step, completing your project.

The remaining chapters include preparing the surface, filling holes, grain filling coloring, top coating, rubbing out and finally, repairing and touching up. However you don't need to complete every exercise in the book.

There is a tools and materials list at the beginning or each group of exercises and there is a supply list at the back of the book. All in all, a very informative book.

That's it From Our Library for February, 2009. *Dic Drees*

**Dic Drees** writes: "Most woodworkers are not finishers. It's nothing to be upset about; woodworking and finishing demand different skills. But many of those who are not finishers want to become finishers. When they start to look into it, they come right up against a great array of finishing products on the market. In woodworking, if a router bit is an ogee-style bit, that's it, but in finishing a stain is not just a stain. It could be oil - or alcohol - or water-based or pigment or both, gel or penetrating or glaze.

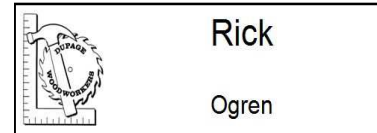
On the other hand, if you take the time to learn about the various products, it can be very worthwhile. You'll begin to develop a feeling of control over the outcome of your projects when you realize that stain doesn't have to go on to raw wood. That feeling will

*President (Continued from page 1)*

senters demonstrations and our projects. Whit Anderson has volunteered to work on this area to get the videos looking smart and viewable for all.

You should have received a email prior to the February meeting. We are trying to provide you with more information about forthcoming meetings or topics of general interest to all members. Please feel free to provide any feedback on these mailing. We are interested in being in touch with the membership on a more regular basis.

Name tags for our February meeting will be printed on peel and stick labels. Each member will remove his/her name from the sheets laid out on the table as you enter the meeting room. Just place your tag in a place that will be easy for all of us to see and read. I really need to see your name, as I am poor in remembering names. Below is a sample of the new name tags that will be tried this year.



*Secretary (Continued from page 6)*

can be given to members on a monthly basis so that we can build our inventory of Christmas give-aways early and avoid a year end rush. He is also looking for new ideas for toys that can be built by members.

10 Rick Ogren reported that the club has purchased a new Optoma video projector at a cost of \$811 to replace the one stolen. The club is also considering purchasing a new video camera but will defer a final decision until the club's cash flow is more positive. The projector will be kept by Rick but can be checked out by members for club use.

11 Annual Audit: Pat Cahill, Jerry Howard and Tom Milleman completed the annual audit of the clubs finances and found the books and records to be in order and accurate. However, bank statements for July and August were missing. They were able to reconstruct all transactions from those months from the check register and balance all amounts accurately. Efforts to obtain copies of the missing statements will be made so we will have a set of complete records. Len Swanson

*(Continued from page 2)*


with is a two dimensional drawing. Check elsewhere in this newsletter for the dates and price of Curt's Delta Cad class. Thanks to Curt for this informative presentation.

At the February 25<sup>th</sup> meeting of the Dupage Woodworkers Scott Zero from Festool will be demonstrating several products. FESTOOL GmbH is one of the world's leading producers of high end power tools especially for cabinetry, founded in 1925. It is located in Wendlingen, Germany, where all of the power tools are produced.

The first product Scott will highlight will be the plunge circular saw with the multifunction table along with the dust extractor. He'll then discuss sanders and the benefits of the many Festool sanding options. For your admiration will be the Domino joining system and the

Kapex compound sliding miter saw and if we have time Scott will talk about the finer points of these two tools.

I'm frequently accused by my spouse of being a tool collector rather than a woodworker – and I must admit there's some truth in that (I have several tools I purchased some time ago still in original packaging) – but I do use “most” of the tools I have and am always on the lookout for new and better tools to help me do my projects. Quite some time ago I decided that I was at a time in life where the next tool I bought would be the last of that species and that it would need to outlive me. Certainly, the Festool products meet this requirement. *Bill Hochmuth*



## Newsletter Editor Wanted

*Editors Note: 2009 will be my last term as Editor of the DuPage Woodworkers Newsletter. 5 years is enough. Over the next few months, as space permits, I will describe just what is involved in producing the Newsletter each month. This is done in the hope that someone will come forward to continue publishing the Newsletter.*

Production of an issue of the Newsletter begins with the photos taken at the general meeting. For the "From Our Workshop" segment I try to get at least 2 photos of each entry: one depicting the entrant with his or her project and a second close-up shot of the project. This serves several purposes: it associates the project with the entrant, produces a photo of the project which can be modified to show a large image of the project and provides photos for the gallery on the Club web page. I also photograph the program speaker and any other interesting events which occur at the meeting.

Following the general meeting and over the next few days, as time permits, I edit the photos and enter them in the Newsletter. I use 3 photo editing programs to accomplish this. Microsoft Office Photo Manager is used to do bulk editing such as rotate, crop and color correction. Modified photos are saved with a descriptive file

name so as to retain the original intact. At this point the photo file size is in the order of 2 Mb and the photo size is huge perhaps 20" or so.

The next step uses Corel Photo Paint to re-sample the photos down to about 2" in the largest dimension, more suitable for inclusion in the newsletter. The resampled images are saved in the JPG format and compressed to a reasonable file size...about 10 Kb on average.

These images are ready for inserting in the newsletter. Some images are suitable for close-ups of projects and PhotoShop elements is used to develop a transparent, cropped image and saved in the GIF format. All the images are saved in a folder named for the new newsletter. For example, the photos from the January meeting are saved in a folder created for the February newsletter.

At this point the photos are ready for inclusion on page 5 of the Newsletter, but there is no Newsletter to include them on. That's where we'll start in the next installment—next month if space permits. *Bruce Kinney*



---

## Guests & Visitors

We had six visitors at the January meeting. Four joined at the meeting. Our visitors were; Fred Haber from Lisle, Steven Jackson from Wheaton, Martin Johnson from Glen Ellyn, Dave Perucca from Naperville, Janice White from Clarendon Hills and Ron Wisnionski from Lemont. Thank you for visiting us. Hope to see you again. Ron, Janice, Martin and Fred are

new members. Two of the visitors were friends of members, one saw us at the Odeum, one visited our booth at the Oct. wood show, one saw our web site and one found us in the neighborhood news. This an example of the value in having our name in as many venues as possible to attract new members which are the lifeblood of any organization. It also supports the soundness of President Rick Ogren's suggestion to put display racks in the wood stores. Help him out. *Milford Lau*

---

## Coffee, Coffee, Coffee

Thanks to Wayne Maier for hosting the January meeting. Our hosts for the February meeting

will be Ken Everette & Fred Rizza: for the March meeting: Donna & Dan Yarborough, Jim Arndtwill host the April meeting. We need a volunteer for the April meeting and one for the May meeting. *Milford Lau*


# From Our Workshop — January 2009



**Al Didier—  
Frame,  
cherry, Deft.**



**Don Carkhuff—  
Horizontal router jig.**



**Charlie  
Scheffel—  
Cross,  
MDF,  
Deft.**



**Ed Buhot—Splayed leg table,  
maple & walnut, poly.**



**Ken Everett—Cabinet, Cherry,  
Poly**



**Len Swanson—Platter.  
Ambrosia  
maple, lacquer**



**Rich Rosio—Vase,  
ash & ebony,  
Poly.**



**Rick Ogren—Laminated duck  
bowl, zebra wood, Deft.**

**Wayne Maier—14  
Stations project for  
St. James, plywood,  
paint & shellac..**



**Will Schreier -Roll top  
box, oak, poly.**




**Stan Anderson—Turned  
bowl, spalted maple, poly.**



**Danny Yarbrough—  
Segmented hollow form,  
cherry & shedua, poly.**

# Secretary's Report

Jerry Johnson



Jerry Johnson

Secretary report – February, 2009 Board Meeting.

1. Attendance: **Rick Ogren, Wayne Maier, Bill Hochmuth, Stan Anderson, Jerry Howard, Bruce Kinney, Dick Drees,**

**Tom Milleman, Tom Perry and Len Swanson.**

2 The minutes from January were approved.

3 Treasurer: Revenue for January was \$743 and expenses were \$456. The club spent \$293 on the Lenten displays made for the church; Father John was very pleased with the result and thanks the club. \$525 in dues was collected in January and the club has since received an additional \$175 for dues; there are still many members who have not paid for 2009. Efforts will be made to bring all on board.

4 Program: A representative from Festool will speak at the February meeting; the march meeting will feature a bird carv-

ing demonstration. Future programs are in the works.

A Delta CAD workshop will be given by Kurt Vevang on Feb. 21 at 9:00 A.M. at the church. There is still room for more attendees.

5 Membership: Membership cards will be mailed to all who have paid dues. The club is considering a new type of membership badge for use at meetings. Dick Drees and Bill Hochmuth will prepare them based on the current membership roster.

6 Library: Dick Drees has purchased a computer program ( Book Collectors) to build a data base for the club books and DVD's. He and Bill Hochmuth hope to have a catalog of materials in the near future.

7 Newsletter: The deadline for this months newsletter is Feb., 13.

8 Prizes: Len Swanson recently purchased several items for the monthly raffle. Our prize inventory is in good shape.

9 Toy Project: Stan Anderson is working on toy plans that

*Secretary (Continued on page 3)*

# Club Calendar

## Monthly Meetings

**St. James The Apostle Church**  
**4th Wednesday at 7:00 PM**  
 (Next—February 25, 2009)

## Board Meetings

**1st Monday at 7:00 PM**  
**St. James The Apostle Church**  
 (Next—March 2, 2009)

## Breakfasts

**First Saturday**  
 (Next—March 7, 2009  
 and

**Second Wednesday**  
 (next—March 11, 2009  
 At

**Panera Bread Restaurant**  
**in the Market Plaza Mall**  
**Roosevelt Rd., Glen Ellyn**  
**Between Main and Park.**

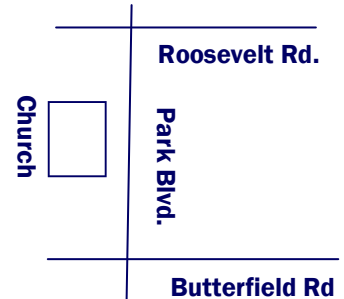


## Treasurer's Report

Income YTD: \$734.13  
 Expenses YTD: \$456.85  
 Balance 12/31/08: \$5591.59  
 Paid Members: 126

## Where We Meet

**St James the Apostle Parish**  
**480 South Park Blvd**  
**Glen Ellyn, Il**



### BOARD MEMBERS

President	Rick Ogren	630-963-2766	rogren@comcast.net
V. President	Len Swanson	630-469-5376	lenard.swanson@att.net
Treasurer	Tom Perry	630-357-9721	tperry8483@wowway.com
Secretary	Jerry Johnson	630-420-0561	jlj1625@aol.com
Programs	Bill Hochmuth	630-858-4727	wfhochmuth@comcast.net
Membership	Si Skidmore	708-505-4032	siskidmore@skidmoreconsulting.com
Library	Dic Drees	630-629-2829	rgdrees@aol.com
Newsletter	Bruce Kinney	630-369-3387	brkinney@gmail.com
Exhibits	Geo. Rodgers	708-246-6817	glrodgers@sbcglobal.net
Past Pres.	Wayne Maier	630-790-4319	wpmaier588@yahoo.com
Activities	Dale Gustafson	630-852-4083	dgus42@yahoo.com
Prizes	Len Swanson	630-469-5376	lenard.swanson@att.net

### COMMITTEE MEMBERS

Auction	Rich Rossio	815-838-7686	disoorder@aol.com
Webmaster	Danny Yarbrough	815-254-8901	n9jdy@sbcglobal.net
Publicity	Bill Eck	708-409-8733	willeck@aol.com
From Our Workshop	Len Swanson	630-469-5376	lenard.swanson@att.net
Toys	Stan Anderson	630-466-4361	