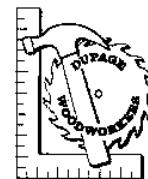




# DuPage Woodworkers



May, 2006 Vol. 12, Issue 5

**Our Motto— “*Learning by Sharing*”**

## Programs and Events

**May 19-21**

**Iowa Overnight Field Trip**

**May 25, 2006 (Thursday)**

**Regular Meeting**

**John Ressler of**

**Design Stairs**

**Guitars**

**St. James Church**

**May 27, 2006**

**Wood Carving Seminar**

**Dave Reilly**

**June 28, 2006**

**Regular Meeting**

**Bill Kenney from**

**Paxton Lumber**

**Lumber**

**St. James Church**

**June 30 & July 1**

**Shaker Box Seminar**

**Dic Drees**

**Woodcraft Woodridge**

**July 29, 2006**


**Club Sponsored Auction**

**St James Church**

**No Regular Meeting in July**

## The Presidents Corner

**Rich Rossio**



**Rich Rossio**

Our April meeting at St. James went very well considering it was our first time in this hall. We will make a few changes at our May meeting.

We will move the Show and Tell to the front of the group and will make an effort to use a stationary mike to get better sound. The May meeting will have door A open so we can also use the South parking lot, as well as door D for the North lot.

Our Rockler demos went very good. We signed up a couple new members and had several that said they would attend a meeting.

We welcome any feedback about ways to improve the meetings.

During the past month we had a seminar on Parquetry. George Rodgers did a good job showing everyone attending the method to do this craft. Milford and his group are in the process of finalizing plans for the Iowa trip. Sound like they have several very nice activities coming up in the near future.

I'm writing this in Springfield Mo.. Stopped here to visit OP Hardwood to check out what new species of hardwood they have.

I think our May meeting is going to be a great meeting. We have several new things in the works for the rest of the year. Don't forget the breakfast meetings. See the newsletter for details of the upcoming events.

*Rich Rossio*

## May Meeting Moves To Thursday

Remember that our regular meeting for May moves to Thursday May 25 for one time only. While we recognize this upsets many schedules and habits, it became necessary as part of our move to the new facilities. We'll be back to Wednesdays for the June Meeting.

**WE ARE ON THE WEB. SEE OUR NEWSLETTER ARCHIVES AT:**



**WWW.DUPAGEWOODWORKERS.COM**





Dic Drees

## From Our Library

Dic Drees

Dic Drees is on vacation so this review is a reprint from November, 2005.

A recent addition to our Library is the purchase of Taunton's Complete Illustrated Guide to Finishing, by Jeff Jewitt. This is another book in a fine series of books published by Taunton Press. As the title indicates, this book is about finishing.

First of all, this book is meant to be used, not put on a shelf, so if you check out this book and like it, it can be purchased pretty easily and inexpensively on the internet at [www.half.com](http://www.half.com) or other similar sources.

In the pages of this book you'll find a wide variety of

methods that cover the important processes of this area of woodworking. There are often many ways to get the same result. Why you choose one method over another depends on several factors: time; type and quantity of tools; your skill level; and the project you're making.

To find your way around this book you first need to ask yourself two questions; What result am I trying to achieve? What tools do I want to use to accomplish it? In some cases there are many ways and many tools that will accomplish the same result. In others, there are only one or two sensible ways to do it. The book includes every reasonable method and then a few just to flex your woodworking muscles.

To organize the material, the subject is broken down to two levels, "Parts" are major divisions of this class of techniques, "Sections" contain related techniques. In the Table of Contents, the first thing you'll see in a Part is a group of photos keyed to a page number. You'll see the photo representing each section in that part, along with the page on which each section starts.

Sections begin with an "overview" to the methods described therein. You'll find important general info on this group of techniques and about specific tools needed for the operations that follow and how to build jigs needed. The step-by-step essays are the heart of this book. Here a group of photos represents the key steps in the process. The text describes the process and guides you through

(Continued on page 4) **Library**

## Seminars & Field Trips

The Seminars & Field Trips committee reports the following:

### Seminars

1. Carving Workshop- May 27, 9-12, Dave Rielly's workshop, Lemont, Il. Fee \$25.
2. Shaker Boxes- June 30 & July 1, by Dic Drees at the Woodcraft store, Woodridge, Il. You will make three boxes. Fee \$40 includes all materials. A sign up sheet will be circulated at the May meeting.

### FIELD TRIPS

1. Glenbard North High School- Tuesday evening May 23. Jim Davitt will explain and demonstrate a \$14,000 computer guided router system, 6:30 -8:00 pm. Glenbard North is at the intersection of LIES Rd. and

KUHN Rd., Carol Stream Il. Lies Rd. is app. 2 miles North of North Ave. and Kuhn Rd. is app. 1 mile West of Gary Ave. Park in lot at the rear of the building, bounded by the tennis courts. Wood shop is second door left or north of the main entrance.

2. May 19- 21- Iowa Coed Trip- Twelve people have signed on for the two night trip to Des Moines, Ia. leaving from College of DuPage parking lot A at 7:30 am, Friday.
3. Sept 13- 28- Tour of Germany/Switzerland. Five members have signed up for this Wayne Barton led tour. Brochures are available. *Milford Lau*





## April Program

Wayne Maier

Our speaker for April for preparing the blade with various grits of sand paper and drawing the hook.

was Chris Yonkers. The subject matter was about preparing and using a cabinet and or card scraper. Chris pointed out that obtaining good results with a scrapper starts with preparing the blade before using a burnisher to form a hook.



Chris Yonkers

We thank Chris for is time and subject matter.

Our speaker for May, will be John Ressler from Design Stair Co. John is an accomplished woodworker and guitar maker and his program will be on techniques used in the construction of a guitar.

Wayne Maier

He showed us his method

## New Meeting Place

Beginning with the April 26, 2006 general meeting we will have a new meeting place with lots of room and plenty of parking at:

St. James The Apostle Catholic Church  
480 South Park Boulevard  
Glen Ellyn, Il

Lest you think you'll have a hard time finding this new place, it is about 2 blocks east and 1 block south of our former COD meeting place and is at the NW corner of Park Blvd. & 22nd St. which is also known as Fawell Blvd.

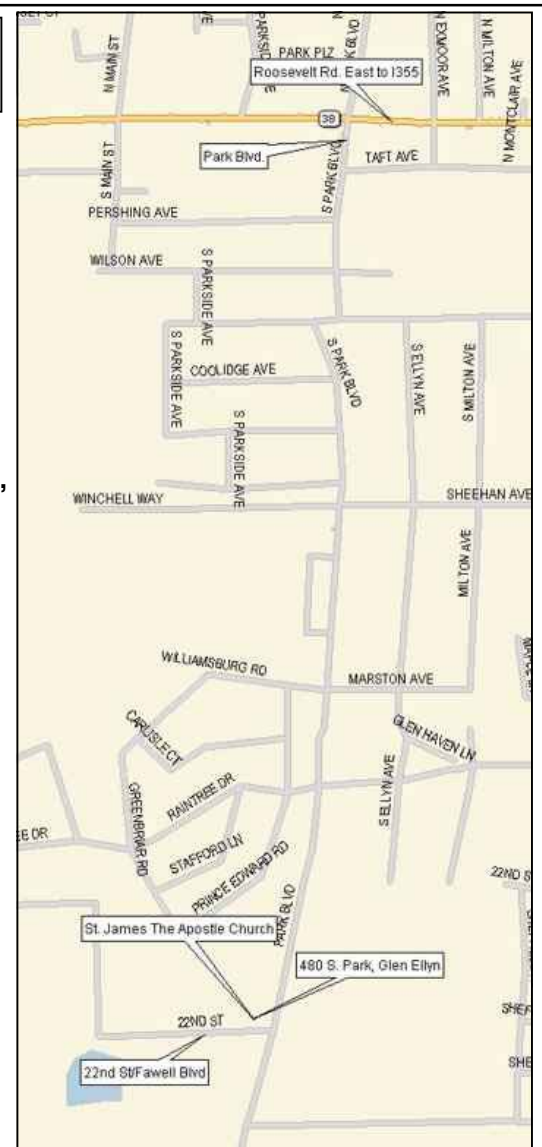
Driving instructions are as follows:

From I355 (north or south) exit westbound at either Butterfield Road or Roosevelt Road.

On Butterfield travel west 1.9 mi to Park Blvd., turn right at the light, and go 0.9 mi. north to the meeting place.

On Roosevelt Rd. travel west 1.0 mi. to Park Blvd., turn left at the light, and go 1.2mi. South to the meeting place.

**Door D will be open for the use of those parking in the north lot. People parking in the south lot will find door A open and best for them.**





### Library (Continued from page 2)

it. Depending on how you learn best, either read the text first or look at the photos and drawings; but remember, they are meant to work together. Redundant processes or steps describe in another related process have been cross-referenced. When you see a "!" enclosed in a yellow triangle, make sure you read the safety warnings which follow.

At the back of the book is an index to help you find what you're looking for in a pinch and Resources to help locate hard-to-find supplies.

In summary, this book is another in an excellent series published by Taunton Press. *Dic Drees*

## Parquetry and Veneering Seminar a Success

On Sunday, April 30, ten members enjoyed a well prepared and well presented hands on seminar on Parquetry and veneering by George Rodgers. Thanks George.



George Rodgers and Milford Lau

## Woodworking Tool Swap

Cub Scout Pack 398 is hosting a Woodworking

Tool Swap event on Sunday May 21, 2006 at the Palatine Woodcraft location from noon to 3PM. You can swap, buy or sell. Email [toolswap@hotmail.com](mailto:toolswap@hotmail.com) for further details.

## Edge Trimming Guide



Trimming the solid-wood edging glued to a plywood panel has always been one of my least favorite tasks. So I'm always looking for a quick, easy, and accurate way to get


it done. The router table setup you see in the photo at right just might be the final answer.

The key to the operation is a tall auxiliary fence that supports the plywood panel. It's simply attached to the router table fence with double-sided tape. But now look close and you'll see that the fence is suspended above the table top so that the oversize edging on the panel can pass beneath it (see drawings). Finally, a narrow cutout in the fence holds the flush trim bit that's used to trim the edging.

Once the auxiliary fence and the flush trim bit are in place, the edging on the panels can be trimmed with a single pass along each side. The result is a great-looking panel and a woodworker who gets to move on to something more interesting.

Have a great weekend,

Ted Raife  
Online Editor, *Woodsmith*




# From Our Workshop—April




George Baisz



Ed Buhot



Al Didier



Ken Everett

**George Baisz**—Model Engine Box, oak, Minwax.

**Ed Buhot**—Night stand, cherry & BI, Poly.

**Al Didier**—Poker Box, oak & walnut, Deft.

**Dic Drees**—Shaker boxes, maple & cherry, poly.

**Ken Everett**—Library table, cherry, Gel stain & poly.


**LeRoy Fennewald**—Heart shaped vase, mulberry. Tung oil



Dic Drees



LeRoy Fennewald



Dave Reilly



George Rodgers

**Cathy Godfrey**—Band saw jewelry box, maple & walnut, poly.

Jerry Howard—Vase, unknown wood. Deft.

**Tom Karkos**—Box, maple, zebra & paduak, lacquer.

**Milford Lau**—Box, walnut, maple & cedar, poly.

**Ed Laskey**—Pen box, poplar & walnut, shellac.

**Tim McIntyre**—Presentation box, cherry, walnut & brass, Deft.

**John Moodie**—Jewelry box, various woods, poly.

**Peggy Morgan**—Trinket box, maple, Deft.

**Rusty Morgan**—Tooth pick holder, poplar, friction polish.

**Rusty Morgan**—Turned box, walnut, friction polish.

Dave Reilly—Kitchen ware, various wood, mineral oil.

**Fred Rizza**—Pen display case, ply, poly.

**Doug Rockney**—Quilt rack, oak, poly.

**George Rodgers**—Jewelry box, BI maple & walnut, oil.

**Rich Rossio**—Pen & screwdrivers, various woods, shellwax.

**George Salatas**—turned box, cherry, no finish.

**Charlie Scheffel**—Vase, maple, poly.

**Len Swanson**—3 small boxes, various woods, EEE polish.

**Ray Tuman**—Box, mahogany, poly.

**Danny Yarbrough**—Turned box, walnut, danish oil.

**Donna Yarbrough**—Music box, nara, Deft.

**Don Wood**—Shaker bench, oak, poly.



Fred Rizza




Ed Laskey




Milford Lau




Charlie Scheffel



Jerry Howard



John Moodie




Danny Yarbrough



Len Swanson



George Salatas




Ray Tuman



Rich Rossio




Cathy Godfrey



Tom Karkos




Rusty Morgan



Doug Rockney



Peggy Morgan



Tim McIntyre



Donna Yarbrough

## From Our Workshop Themes

June 2006—Hand Tool Only Projects


September 2006—Turned Objects

November 2006—Toys



# Secretary's Report

Jerry Johnson



Jerry Johnson

**Rich Rossio** that the next theme month in June called the Board for items made entirely with Meeting of May hand tools. No power tools allowed. 3 to order at 7:00 p.m. Present

were: **Bruce Kinney, Bob Reed, Tom Karkos, Milford Lau, Wayne Maier, Tom Milleman, Tim McIntyre, and Jerry Johnson.**

Reminder: any club member is welcome at the board meetings.

The minutes and treasure's reports were approved. We now have 109 members.

**Wayne Maier** has the general meeting programs lined through October. The auction will be in July and other wood clubs in the area will be invited to participate. That should make for a more interesting auction with different and a wider selection of items than in the past few years.

**Milford Lau** reported that ten people attended the parquetry seminar. He also noted that there are five people going on the Wayne Barton European trip.

**Tom Karkos** reminded us

**Bob Reed** has been surveying some of the members for raffle item ideas. If you have a thought on it, please pass it along to him. The item for June will be a premium hand plane.

We had 79 in attendance at the first meeting at St. James. Reminder: Because of a schedule conflict at the church the May general meeting will be the fourth Thursday, not the normal fourth Wednesday. Don't forget we vote on the Constitution and By-Laws at the May meeting. If you will not be able to attend, please send your proxy vote to **Jerry Johnson.**

The meeting adjourned at 8:15 p.m. *Jerry Johnson*



## BOARD MEMBERS

President	Rich Rossio	815-838-7686	disoorder@aol.com
V. President	Tom Karkos	630-5297867	info@bakerroad.com
Treasurer	Tim McIntyre	630-894-4425	tem1998@yahoo.com
Secretary	Jerry Johnson	630-420-0561	JLJ1625@aol.com
Programs	Wayne Maier	630-790-4319	wpmaier588@yahoo.com
Membership	Si Skidmore	630-986-9099	siskidmore@skidmoreconsulting.com
Library	Dic Drees	630-629-2829	rgdrees@aol.com
Newsletter	Bruce Kinney	630-369-3387	brkinney@wideopenwest.com
Exhibits	Geo. Rodgers	708-246-6817	glrodgers@sbcglobal.net
Past Pres.	Bob Nielsen	630-778-7514	bobnielsen@wideopenwest.com

## COMMITTEE MEMBERS

Seminars & Field Trips	Milford Lau	630-858-2068	Lau2x4@aol.com
Prizes	Bob Reed	630-653-0435	psydrbob@aol.com
Photographer	Tony Leto	630-887-6780	tonyleto@sbcglobal.net
Auction	Rich Rossio	815-838-7686	disoorder@aol.com
Webmaster	Mike Gilley	630-529-5665	mgilley@mindspring.com
Publicity	Cathy Godfrey	630-653-3819	cathyg@prodigy.net

**Our Motto:**  
**Learning by Sharing**

## Club Calendar

**Monthly Meetings**  
**St. James The Apostle Church**  
**4th Wednesday**  
**(Next – Thursday May 25 )**

**Board Meetings**  
**First Wednesday of Month,**  
**7 PM**  
**COD Student Resource Center North side of Main Cafeteria**  
**(Next - June 5)**

**Breakfasts**  
**First Saturday**  
**(Next - June 3)**  
**and**  
**Second Wednesday**  
**(next - June 14)**  
**Both at 8AM**  
**At**

**Panera Bread Restaurant**  
**in the Market Plaza Mall**  
**Roosevelt Rd., Glen Ellyn**  
**Between Main and Park.**

## Treasurer's Report

Income YTD	\$1897.09
Expenses YTD	(1862.97)
Balance 4/30/06	\$4980.26
Paid Members	109