




DUPAGE WOODWORKERS

Our Motto—"Learning by Sharing"



April, 2009

Programs & Events

April 8, 2009, Noon
Midwest Saw Tour

April 11, 2009 10AM-12
Shop Tour
Rick Ogren

April 15, 2009, 7PM
Regular Meeting
St. James Church
Festool

May 20, 2009, 5:00 PM
Baker Road Furniture Tour
730 Schneider Drive
South Elgin, Illinois

May 27, 2009, 7PM
Regular Meeting
St. James Church
Barry Newstat—Handtools

The Presidents Corner

Rick Ogren



Rick Ogren

Spring has sprung and now is the time to be outside except—it's raining---so let's spend more time in our wood shops. Let's hope you have had enough time

video portion of our program set up, and I think he did a great job of helping to solve some of the problems we have experienced in the past. He made an awning that shields the screen from the sky light and he provided the lighting for our project projection. Thanks to Whit for all his help.

Note Date Rick Ogren to complete all those projects that have been on your list. If you've finished your own projects you could be working on toys for our annual toy give-away. I know it's early, but time flies and soon Stan Anderson will be looking for more toys.

Thank you also to Fred Haber for making the display boxes for the club's brochures. The boxes will now go to Dave Reilly and Charlie Scheffel to be carved and scroll sawed with the club's logo, and/or name, on the fronts.

Remember to check out our web site. This month Danny Yarbrough has added a special *President* (Continued on page 2)

Activities Committee Report

Dale Gustafson



Dale Gustafson

A visit to Midwest Saw is planned on April 8. Plan to arrive at noon and enter via the back door. The address is 850 Meadowview Crossing - Unit #4 in West Chicago. This is good opportunity to get your saw blades or router bits sharpened for your next project. Let me know if you need a current price list for their sharpening services.

would like to attend and did not sign up at the March meeting, please let me know by email at dgus42@yahoo.com or phone at 630-852-4083.

On Wednesday, May 20 we have arranged a visit to Baker Road Furniture at 730 Schneider Drive in South Elgin, Illinois. This tour will be held at 5:00 pm so as not to interfere with plant production schedule. Following a tour of the plant, members will have the opportunity to participate in a "dumpster dive" of panel pieces that are leftover from the manufacturing process. Be sure to sign up for the Baker Road tour at the April 15 meeting.

On Saturday, April 11 Rick Ogren will host a visit and tour of his workshop from 10:00am to noon. Rick has a well organized and efficient shop layout that is likely to give you ideas that you can adopt for use in your own shop. Rick's address is 4533 Linscott Avenue in Downers Grove. If you

Planning is underway for tours of Sand-Rite Corporation in Chicago and Aberdeen Custom Interiors in Alsip. *Dale Gustafson*

VISIT US ON THE WEB AT: www.dupagewoodworkers.org



March & April Programs

Bill Hochmuth

Bud Knodler, bird carver extraordinaire, gave a wonderful presentation of how he “visualizes” the bird he wants to carve in the available block of wood, and then carves away everything that isn’t that bird.

Bill Hochmuth


Sounds simple right? When you look at Bud’s carvings you have to wonder how he can possibly create the realism that finds its way to his final piece, so much so that you’re concerned that the bird will just fly away. He explained the complete process from band sawing the starting form from the block of basswood (although he sometimes likes to use tupelo), through the roughing stage with lower speed power carving tools, then finish carving with high speed power tools and hand tools and then on to wood burning using many different tips to realistically attain the many different types of feathers on each bird. He uses glass eyes which seem so real that I swear I saw one bird wink at me! Pewter legs and feet are then attached in a way that the bird can be presented on some “natural” rock, tree branch or piece of driftwood lending even more lifelike artistic representation to the carving. Lastly is painting – “without a perfect, realistic painting job all the rest of your work is meaningless, says Bud”. In this author’s humble and uneducated opinion, each step along the way is like the links in the proverbial chain, one weak link, or step in the carving process, can lessen the whole thing. Bud offered as a good resource www.thewoodcraftshop.com, where he gets most of the things he uses. Our thanks to



Bald Eagle Carving by Bud Knodler

Bud for an enjoyable, humorous, entertaining and educational program, best of luck for the future!

At the April 15th meeting of the Dupage Woodworkers a representative from Festool GmbH is one of the world’s leading producers of high end power tools especially for cabinetry, founded in 1925. It is located in Wendlingen, Germany,



Bud Knodler—Bird Carver

where all of the power tools are produced. The first product highlighted will be the plunge circular saw with the multifunction table along with the dust extractor. He’ll then discuss sanders and the benefits of the many Festool sanding options. For your admiration will be the Domino joining system and the Kapex compound sliding miter saw and if we have time he’ll talk about the finer points of these two tools. I’m frequently accused by my spouse of being a tool collector rather than a woodworker – and I must admit there’s some truth in that (I have several tools I purchased some time ago still in original packaging) – but I do use “most” of the tools I have and am always on the lookout for new and better tools to help me do my projects. Quite some time ago I decided that I was at a time in life where the next tool I bought would be the last of that species and that it would need to outlive me. Certainly, the Festool products meet this requirement. *Bill Hochmuth*

President (Continued from page 1)

heading notifying us that the April general meeting is changed to the 15th. It is highlighted

in red letters to bring it to our attention. Please make use of our web site to keep abreast of all the club’s happening. *Rick Ogren*



Dic Drees

From Our Library

Over the past several months I have purchased several DVDs that I'm going to list and write a few things that are found on the backs of these DVDs. The first two DVDs are by Darryl Keil and deal with veneering. *Working with Veneer* is a complete step-by-step guide,

from start to finish. Darryl demonstrates a 4-way matched walnut burl table top. He also shows how to flatten buckled veneers and examines veneer tools and jigs. He also demonstrates matching and sequencing veneer, how to joint, tape and gluing techniques, and finally, studies different types of glues.

His second DVD, *Working in a Vacuum*, deals with advanced vacuum veneering techniques, curves and shapes including Constructing curved forms, Creating curved panels, Veneering a cylinder and a bull nose shelf, Applying veneer to moldings, Laminating an arched jam and spiral staircase stringer, and shows Two step gluing techniques. Finally, he talks about pump and bag maintenance.

The next DVD, by Jim Kingsshott, titled *Special Planes*, shows how to set up and use practically every type of hand plane. The author discussed the techniques of special hand planes while also dispensing advice on how to buy old planes and how to make your own.

Also purchased is a DVD by Michael Dresdner, *Wood Finishing Basics*, which dem-

onstrates how to get great finishing results by starting with a well-prepared surface and then applying the finish with a rag, brush or spray gun. You'll learn how to repair dents and gouges, choose the right sandpaper, use a rag to apply polyurethane, brush on a perfect finish, set up a simple spray booth, and use all types of spray guns.

Finally, I have purchased several DVDs which are DVD compilations of woodworking magazines. They include *The First 8 Issues of Woodworking* and *The 2008 Issues of Woodworking (Issues 9 - 12)*. *Woodworking* magazine is another publication of Popular Woodworking magazine and deal mostly with working with hand tools. These DVDs contain the same material found in the paper issues of *Woodworking* magazine except they're in DVD format. Also purchased are two DVDs titled *All 55 Issues of Popular Woodworking from 2000 - 2007* and *All 7 Issues of Popular Woodworking from 2008* which contain exactly what the titles state, all the projects plans, technique instruction, tool reviews, tips and tricks found in the magazines from those dates. All files are in PDF format, so they will work on almost any computer (PC or Macintosh) and can be viewed with Acrobat Reader 7.1 (a free Program).

What I would like from you, the members, is an indication that these are worthy purchase for Our Library and should I continue to buy these types of DVDs or should I stop buying these compilations. *Dic Drees*

Coffee, Coffee, Coffee

Thanks to Donna & Dan Yarborough for hosting the March meeting and the extra help from Dale Gustafson & Wayne Maier. We now

have another Coffee Host for the August meeting; Dom Custable. Thanks for coming forward, Dom. We still need hosts for the December meeting. Hosts for the April meeting will be Jim Arendt & Fred Rizza, . *Milford lau*

Guests & Visitors

We had four visitors at the March meeting. Hector Fuster of Wheaton, Luke McGarry also of Wheaton and Sandy & Paul Wendt from Westchester. Hector is a lathe tuner and saw us at a past woodshow. Luke does all kinds of

woodworking and is a friend of Jerry Johnson. Sandy & Paul connected to our website. Sandy is a scroll sawer & Paul does a little bite of everything. Sandy & Paul became members at the meeting as did Steven Jackson who visited us in January. *Milford Lau*

Newsletter Editor Wanted

Editors Note: 2009 will be my last term as Editor of the DuPage Woodworkers Newsletter. 5 years is enough. Over the next few months, as space permits, I will describe just what is involved in producing the Newsletter each month. This is done in the hope that someone will come forward to continue publishing the Newsletter.

In the February Newsletter we dealt with the processing of photos from a general meeting to the point of putting them in a newsletter. In this installment we'll create a new issue and take it to up to distribution.

To begin the newsletter, I open last month's newsletter and "save as" this month's newsletter. The normal newsletter consists of a Microsoft Publisher file. That file has 3 master pages which layout the title page and the left-hand and right-hand pages. These master pages contain the issue number, page number and top and bottom of the page information. This is updated to reflect current information using the "Find and Replace" menu in Publisher.

At this point the only available information is the collection of edited photos and they are inserted onto page 5, resized as appropriate, captioned using the "From Our Workshop" slips entrants prepared at the general meeting, and laid out in a pleasing manner. The goal here is to fill the space on page 5. So few pictures results in big pictures and many photos results in smaller pictures. That's it, page 5, the most time consuming page is done.

At the Board meeting (1st Monday of the month) the deadline for newsletter stuff is set and the treasurer's report is received. This provides information for page 6 which also includes the secretary's report of the Board meeting. That report usually comes within a day or two of the board meeting. A cut and paste on the secretary's report, updating

the treasurer's report as well as updating the Club Calendar finish page 6.

Over the next few days the information from various committees arrives via email and is stored in the newsletter folder. Standard items include "The Presidents Corner", "Programs", "Activities", "Library Report" and information about guests and coffee hosts. There may also be information about upcoming activities like the club auction, Woodworking Show etc. As these are received they are cut and pasted into word documents and saved in that month's newsletter folder. As time permits, each of these items is pasted into their appropriate space in the newsletter, formatted and spell checked. Contributors to the newsletter are quite good at meeting the newsletter deadline so, for the most part, little follow-up is needed.

The real challenge is to fit all the information into the 6 pages with little white space. Usually this can be accomplished by adjusting the size of graphics, adding Club logos and adjusting font size to make it all fit. For the event that there is a large chunk of unfilled space, I maintain a file of woodworking tips which I harvest from various woodworking magazines. It's a simple matter of cut and paste to utilize a tip to fill space. If a whole page can be made blank, it is a simple matter to delete a page. The Activities Committee report generates the data for the Programs & Events section on page 1.

An aside here is photos for the web page. Copies of the unedited photos of projects along with a description of each photo are assembled in a folder and sent to the webmaster. This is accomplished using a freeware FTP program, FTPCommander, to upload that folder to the newsletter directory on the web page. The web master takes those photos, edits them and puts them on the web page.

At this point, the construction of the newsletter is complete and it now must be distributed. *Bruce Kinney*

Secretary (Continued from page 6)

club documents it was decided to have the secretary keep a copy of the latest documents. Documents must not be shared outside of the club without first checking with the secretary.

Rick will create a calling list for each board member so that every club member can be contacted quickly as the need arises. Example: February meeting cancellation.

The board approved proposals to have the president establish an Arts & Environment Committee to work with St. James, a Meeting Setup Committee and a Video Committee

The meeting adjourned at 8:10 p.m. *Jerry Johnson*



From Our Workshop — March 2009




Don Carkhuff—Air Rifle Gunstock



Len Swanson—Turned Bowl




Jack Pine—Marking Gauge



John Moodie—Practice Inlay



Stan Anderson—Book Ends



Carter Johnson—Puzzles



Will Schreier—Picture Cutouts

Ken Everett—Easel & Framed Picture



Secretary's Report



Jerry Johnson

Rick Ogren called the Board Meeting of April 6, 2009 to order at 7:00 p.m. Present were **Bruce Kinney, Dic Drees, Dale Gustafson, Stan Anderson, Danny Yarbrough, Len Swanson, Bill Hochmuth, and Jerry Johnson.** Reminder: Any club member is welcome to attend board meetings.

The minutes and treasurer's report for March were approved. The board approved a proposal to purchase a \$1700 CD when the current CD matures.

Bill led a short discussion of programs and he noted that he has several good ones in mind and will now confirm them with dates.

Dale is planning outings to Aberdeen Interiors and Sand Rite. He is considering a visit to Kirkland saw mill for the summer. The desire for some hands-on seminars was expressed and will be investigated.

Bruce said there are now 115 members. He will provide a list of members who did not renew to **Dic** who will make a few calls.

Len reported that **Don Carkhuff** would assume responsibility for From Our Workshop starting with the April general meeting. **Len** will continue with the raffle. He also reported that the state denied our application for tax-free status. We will ask St. James for permission to use theirs when buying material for projects benefiting them.

There are several potential improvements to the website and a committee comprised of **Danny Yarbrough, Bill Hochmuth, Bruce Kinney,** and **Rick Ogren** will pursue.

Stan reported on the progress with the toy program and showed samples of a hippopotamus crayon holder, an elephant pull toy, three different cars, and a top all of which are under consideration. **Bill** will obtain more wheels and **Rick** will ask for volunteers at the April meeting. **Stan** will bring his sample and sign-up sheets for them and for a doll bed.

Rick will give **Bill Eck** the go-ahead to print updated brochures for use in the new display racks being built and at shows and exhibits.

Because of a concern over keeping track of the current issue of **Secretary** (Continued on page 4)

Club Calendar

Monthly Meetings
St. James The Apostle Church

4th Wednesday at 7:00 PM
(Next—April 15, 2009)

Board Meetings

1st Monday at 7:00 PM
College of DuPage Cafeteria

(Next—May 4, 2009)

Breakfasts

First Saturday
(Next—May 2, 2009
and

Second Wednesday
(next—May 13, 2009
At

Panera Bread Restaurant
in the Market Plaza Mall
Roosevelt Rd., Glen Ellyn
Between Main and Park.



Treasurer's Report

Income YTD: \$1211.19
Expenses YTD: \$1946.60
Balance 12/31/08: \$4578.90
Paid Members: 115

BOARD MEMBERS

President	Rick Ogren	630-963-2766	rogren@comcast.net
V. President	Len Swanson	630-469-5376	lenard.swanson@att.net
Treasurer	Tom Perry	630-357-9721	tperry8483@wowway.com
Secretary	Jerry Johnson	630-420-0561	jlj1625@aol.com
Programs	Bill Hochmuth	630-858-4727	wfhochmuth@comcast.net
Membership	Si Skidmore	708-505-4032	siskidmore@skidmoreconsulting.com
Library	Dic Drees	630-629-2829	rgdrees@aol.com
Newsletter	Bruce Kinney	630-369-3387	brkinney@gmail.com
Exhibits	Geo. Rodgers	708-246-6817	glrodgers@sbcglobal.net
Past Pres.	Wayne Maier	630-790-4319	wpmaier588@yahoo.com
Activities	Dale Gustafson	630-852-4083	dgus42@yahoo.com
Prizes	Len Swanson	630-469-5376	lenard.swanson@att.net

COMMITTEE MEMBERS

Auction	Rich Rossio	815-838-7686	disoorder@aol.com
Webmaster	Danny Yarbrough	815-254-8901	n9jdy@sbcglobal.net
Publicity	Bill Eck	708-409-8733	willeck@aol.com
From Our Workshop	Len Swanson	630-469-5376	lenard.swanson@att.net
Toys	Stan Anderson	630-466-4361	

Where We Meet

St James the Apostle Parish
480 South Park Blvd
Glen Ellyn, Il

