



## Calendar

### DPWW Regular Meetings

Usually the Third Monday at [St. James in Glen Ellyn](#)

- **April 20 CANCELLED!!**
- **May 18 CANCELLED!!**
- **June 15**

### DPWW Board Meetings

Usually the First Monday at [St. James in Glen Ellyn](#)

- **May 4** via Zoom
- **June 1**

### Future Activities

See **Activities**, page 3

- **May 1, 2020**  
USDA Forest Products Lab  
**CANCELLED!!**
- **May 9, 2020**  
Woodcraft toy making workshop  
**CANCELLED!!**
- **June 27, 2020**  
[ReTool](#), [Rockford](#) and [Del Webb](#)  
Millgrove Woodworking
- **July 31, 2020**  
Visit to [Jerry Carter's woodshop](#)

### Programs

No information at this time.



## President's Message

We are certainly experiencing unusual times these days. I am very fortunate to have a hobby and a shop where I can attain social distancing while still being productive and enjoying my time there. I do miss being around other people, and I particularly miss being able to interact in person with my grandchildren.

I have been making toys for our holiday toy drive and working on four kitchen chairs. I have completed three and will start on the fourth next week. I have posted pictures under the [forum section of our DPWW website](#), "Project Updates". I plan on making boxes for our [Beads of Courage donation](#) to Advocate Children's Hospital in Oak Lawn. If we are able to have a meeting in June, I will collect Beads of Courage Boxes at that time. I also hope to make a few items for future St. James auctions that will occur this fall. Despite having more time in the shop I still don't have enough hours in the day to accomplish everything that I would like to. That certainly beats boredom that I hear so many others complain about.

Thanks to **Whit Anderson** for spearheading the effort to use Zoom. We were able to have a board meeting via Zoom. One of the topics we discussed was a possible "garage sale" later this summer in place of our annual auction. Again, depends on what is happening in the world and St. James' schedule. More details will be available as things develop.

I sure hope everyone is feeling well and able to stay safe.

**George Rodgers**



## Secretary's Report DPWW Board Meeting – April 13, 2020

**George Rodgers** opened the meeting at 7:00 p.m. Present were Jim Harvey, Bruce Kinney, Whit Anderson, Tim McAuley Peter D'Attomo, Mike Perry, Bill Hoffman, Mike Kalschuer, Mark Jundanian, Lee Nye, Mark Wieting, OBrian Parks, Jeff Kramer, Walter Schmidt, and Jerry Johnson. Reminder: Any member, new or old, is welcome to attend a board meeting.

[Due to the "social distancing" limitation and Shelter In Place restrictions caused by COVID-19 pandemic the board meeting was held by the video conferencing service - ZOOM.]

The March minutes and treasurer's report were approved.

### **President's report**

We will collect [Beads of Courage Boxes](#) at the June general meeting and



deliver them to Advocate Children's Hospital in Oak Lawn. Peter has more beads ordered.

### Standing Committee Reports

**Membership (Mike Kalscheur)** – Mike reported we added two new members to start to offset the losses when the members roll was reduced in March by those who had not yet paid 2020 dues. The new roster total is 175.

**Library (Tim McAuley)** – Half of the library has been loaded to the new software app. We need access to the library to finish that process. After all the books are loaded, we still need to attach labels to book spines that will assist in check out/check in. We have started some tutorials or guides to help members use the system. Those will need to be further reviewed and refined before use.

**Prizes (Bruce Kinney)** – With no general meetings for March and April, no sales were made and no prizes were awarded. It seems likely to continue in May. Those prizes not awarded as a result of canceled meetings will be available for use in 2021.

**Publicity (Keith Rosche)** – No report.

**Toys (OBrian Parks)** – We currently have two work shop sessions for 2020 scheduled at Woodcraft on Saturday, May 9 and Saturday, October 10. Woodcraft will be contacted to discuss the likelihood of needing to cancel the May session. We will confirm our intent to use the October one.

**Newsletter (Jim Harvey)** – The deadline for copy to be submitted for the newsletter is Saturday, April 18.

**From Our Workshop (Lee Nye)** – Nothing new to report.

**Activities (Jeff Kramer)** – The May 1 visit to USDA Forest Laboratory has been postponed due to COVID-19 and will be rescheduled. The June 27 visit to [ReTool in Rockford](#) and to Del Webb Millgrove Woodworking Shop in Huntley and the July 31 visit to Jerry Carter's woodshop followed by a barbeque and possible Cubs game are still planned but depend on COVID-19.

**Programs (Peter D'Attomo)** – Two programs are on hold but both are ok with it and willing to work with us on a different date later.

**AV (Mike Perry)** – The computer is dead and Mike needs to get into St. James to retrieve the charger to update vMix software. He may retrieve the entire AV Cart to make adjustments and fixes before the next meeting, will call the church this week to see if he can get access.

**Web (Whit Anderson)** – Several DPWW members have been looking into using online videoconferencing. For now we have settled on Zoom. We ran some test and practice sessions. It seems like we can hold board meetings, hold some kind of gathering for members based on PowerPoint, but our attempts at a live video presentation were not great. The live video presentation test may have suffered from lack of bandwidth at the source of the test. Thanks to all the people who helped find our way forward with this.


### Old Business

**-Auction Replacement --** It was decided to proceed with a "garage" sale to replace the auction held in prior years. A good discussion led by George took place.

The meeting adjourned about 8:30 p.m.

**Jerry Johnson – Secretary**

## Newsletter Notes



The Dupage Woodworkers won't be meeting in April or May. June maybe. That means we don't have From Our Workshop photos for the newsletter. But we know most of you are still making sawdust in your home shop. PLEASE take a few photos of your shelter-in-place projects, completed or in progress, and forward them to your editor, [wb8nbs@prodigy.net](mailto:wb8nbs@prodigy.net) for the temporary "**IN Our Workshop**" newsletter section.

With your digital photos, please include your Name, Title of Project, Materials Used, and Finish.

Better yet, share your photos on the club's [Online Forum](#) where others can ask questions. We'll also use your files to build a Gallery page on the [club web site](#).

We are all looking forward to a gigantic in person "From Our Workshop" session when the club finally meets again!

- **Jim Harvey**



## Borrow Tools



Don't forget that one benefit of being a member of the DuPage Woodworkers is that we have tools you can borrow.

Our Work Sharp has been upgraded with a knife and scissor sharpening attachment.

The scroll saw, moisture meter, metal detector, Work Sharp, and Drill Doctor are available to members by contacting Wayne Maier at 630-303-1341.

## 2020 Activities



### **May 1, 2020**

Visit to USDA Forest Laboratory, Madison Wisconsin:

**Postponed due to COVID-19.** Will reschedule, most likely for the fall.

### **June 27, 2020**

Visit to [ReTool](#), [Rockford](#) and Del Webb Millgrove Woodworking

Shop in Huntley Illinois:

Still planned dependent upon the COVID status.

### **July 31, 2020**

Visit to Jerry Carter's woodshop, followed by a barbeque and possible a Cub's game. (this is on a Friday):

Activity is still planned

**Jeff Kramer**

## Internet Woodworking Link of the Month Cutting Small Parts Safely

**Ted Baldwin** demonstrates his methods for milling small box parts. His technique uses both the table saw and the compound miter saw. I learned a lot from his workholding methods and use of setup jigs. He is a master of two sided masking tape.

### **Methods:**

Part 1: <https://youtu.be/knotpj60bsk>

Part 2: <https://youtu.be/ZmGiO5IPS11>

### **Box specific:**

<https://youtu.be/OBNOcsrG6C4>

<https://youtu.be/mEOtjFbhA1c>

### **Jim Harvey**

What are YOUR favorite links?

**[wb8nbs@prodigy.net](mailto:wb8nbs@prodigy.net)**

### **Bonus internet link:**

[https://youtu.be/\\_3-5r4uLmjC](https://youtu.be/_3-5r4uLmjC)

## Logo Clothing



You may wish to order a shirt or hat for Father's Day. Hats are \$18. We need to order a minimum of 6 long sleeve 'T' or polo shirts to have the club logo embroidered on the shirts. Sizes m thru xl are \$22. Size 2xl is \$24. Carl Shaffer will

take your order at the meetings or by phone (number in the member list).

A few 2xl and 3xl long sleeve 'T' and polo shirts are available at the special \$20. each.

**Carl Shaffer**

## Membership

Two new members have joined the Club within the past month.

Please welcome **Patrick Watson** from West Chicago. Patrick learned about the club from the club website, and has an interest in building toys.

Also please welcome **Frank Peterson** from Downers Grove. Frank also learned about the club from the website.

An on-line connection to other club members is available through the use of the club's Online Forum, accessed from the website under the "Members Only" page. Members are encouraged to keep the sharing of woodworking talent alive within the club during this social distancing period.

**Mike Kalscheur**





## The 33rd Annual Arts & Crafts Conference

**Grove Park Inn, Asheville, NC** – My wife, Barbara, and I attended this conference for the first time a few weeks back, February 19-24 to be exact. I thought I'd write up a report for the membership while it was still fresh in our minds.

Since we like Arts & Crafts homes and furniture, and we live in a 1919 home that I have built A&C furniture for, we were excited to finally make one of these conferences in our retirement. We had seen it advertised in American Bungalow magazine over the years and we always said we would do it someday.

The conference has been held at the Grove Park Inn for 33 consecutive years. The Inn was built in 1910 in less than a year. Among many other neat things about it, it has a poured concrete roof that gives it a very distinctive look. Combined with the use of stone walls, the original owners claimed it was fireproof. The lobby is immense with two huge fireplaces at either end. The Inn also has a world class spa, which we highly recommend.

Quotes abound inside the Grove Park Inn. They are carved into the mirror in your bathroom, in the stone of the great fireplaces, and on grandfather clocks and other furniture unique to the GPI.

We were told on a tour of the Inn that it was one of the first hotels to incorporate electric light throughout. The bulbs used were manufactured by Edison General Electric. The maximum wattage for each bulb was 15 watts. That was the brightest bulb they made at the time. It must have been pretty dim inside.

Speaking of tours, the Vanderbilt Mansion is very close and worth the trip. On the days we were in Asheville it was cold and it snowed the day we went to the Vanderbilt Mansion. If you go to this conference, bring layers. Asheville is at about 5,000 feet at the foot of the Blue Ridge Mountains.

Barb and I elected to enroll in one of four pre-conference classes; she chose embroidery and I chose block printing. Each class was limited to 14 students and consisted of a Wednesday afternoon and a Thursday morning session for a total of about 7 hours. Classes were taught by Roycroft certified artisans; **Natalie Richard** taught Barb embroidery and **Laura Wilder** taught me block printing. These Roycrofters



**Roycroft Logo**



**Cover of Program Showing the Grove Park Inn**



**Back of the Grove Park Inn Looking Up the Stairs from the Spa**



**Lobby Fireplace Burns 5' Logs**



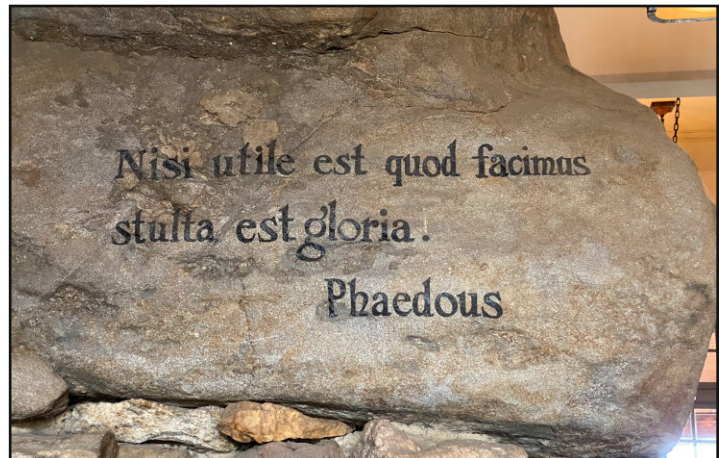
have to be certified every year in their craft. **Frank Glapa** is a Roycroft artisan who taught a coppersmithing class, which was full when I went to enroll, so that's why I ended up in the block printing class. He lives in Evanston and is interested in being a future presenter at one of our monthly meetings to demonstrate making copper clockfaces, inlays and other items that can enhance a woodworking project. Barb is working on her embroidery as I write this. I now have a complete kit for making greeting cards and other things using block printing. I just have to go to Dick Blick for linoleum blocks or make my own.

The conference exhibits open on Thursday afternoon. The conference is divided into three sections, all of which will sell you stuff; antiques, contemporary crafts and books. The line to get into the exhibits on Thursday afternoon was long, presumably so collectors could get first shot at some antiques by Roycroft, Stickley, and other famous artisans. The antique section of the show has dealers from all over the country exhibiting and selling A&C furniture, vases, prints, textiles, lamps, etc.

In addition to the participants like us who stay at the Inn, locals can buy day passes for \$10.00. About 1200 attend over the three days of the conference. With our conference passes we were able to attend the sections as many times as we wanted. I only saw one exhibitor who was sold out. He was in the contemporary section and sold A&C-style prints.

**Natalie Richard, Laura Wilder, Frank Glapa** and other Roycrofters were all exhibiting in the contemporary section of the show. Barb bought a copper necklace from **Amy Brandenburg** who makes A&C style jewelry. She moved to Asheville from Downers Grove. Of note, I also met **Brian Brace** and **Nancy Hiller** at their exhibits. Brian is a Roycroft Renaissance Certified Artisan (aka Roycroft) and a fine furniture maker in the Asheville area using a contemporary twist on the classic A&C style. Brian is a really nice guy and makes beautiful furniture. We talked a lot about how he sources his wood.

**Nancy Hiller** is an expert in English Arts & Crafts Furniture, and she makes custom furniture and cabinets in Bloomington, IN. She led a discussion group on English Arts & Crafts Furniture which I attended. She told us that the main difference between the American style and the English is that the latter is more light and joyful. But Nancy acknowledges that she is not an expert in the American version. She was trained in furniture making



**"Unless what we do is useful, glory is foolish (vain)."**



**Antiques for sale – 1.  
Gustave Stickley  
Clock, 1913,  
\$8900**



**Antiques for sale – 2**



in England. Nancy is on the cover of the [March/April issue of Fine Woodworking](#) with a “recipe” on how to build an antique chest in the English style. I also [bought her current book](#), which outlines three “recipes;” a sideboard, a table and a chair, all in the English A&C style.

Barb and I also attended some other discussion groups: Native Plants and the Arts & Crafts Landscape and Furniture 101 – A Walking Tour of the Grove Park Inn’s Collection. For fun we attended a reception for the Craftsman Farms Museum in New Jersey, attended the world premiere of a documentary film about the life of **Gustave Stickley** sponsored by the same museum, went on a local house tour sponsored by the Asheville Preservation Society, saw a performance by a **Frank Lloyd Wright** impersonator that was very funny, and saw a photo-filled lecture on “The Bungalow Goes to Hollywood” by **Douglas Keister**, who is the co-author and photographer for many books about bungalows and Arts & Crafts homes.

If you are ever interested in attending this conference, let me know. We would be happy to share our experience more fully!


**Mike Perry**



**Antiques for sale – 3**



**Antiques for sale – 4  
Indiana Hickory, \$4500.**



**Mission Guild Studios  
Artwork for Sale  
–  
Contemporary  
Exhibit Section**



**Lamps for Sale  
–  
Contemporary  
Exhibit Section**



## In Our Workshop March 2020 - Click to Enlarge



**Mark Jundanian - Free Form (partial)  
Butternut**



**Bill Hoffman - China Cabinet  
Quarter Sawn Oak & Plywood - Shellac**



**Lee Nye - Luminary  
White Oak & Walnut - Tried & True**



**George Rodgers - Kitchen Chair Set  
Hard Maple - Minwax Poly**



**George Rodgers - Shape Toy  
Plywood**



**Jim Harvey - Triangular Box  
Cherry - Watco Natural**



**Mike Kalscheur - Live Edge Table  
Walnut - Oil & Poly**



**Lee Nye - Drill Press Cabinet  
Plywood - Paint**

**FROM OUR WORKSHOP  
is on forced hiatus**

All these projects in progress and more can be seen on the [club's Online Forum](#).

If you're not connected to the Forum, you can email photos of your current projects to:

***wb8nbs@prodigy.net***

for inclusion in next month's newsletter.

- ***Jim Harvey***