

Calendar

DPWW Regular Meetings

Usually Third Monday 7:00 pm at [St. James in Glen Ellyn](#)

Will be in person and via Zoom

- **August 18**
- **September 15**

DPWW Board Meeting

Usually First Monday

- **September 1**
- **October 6**

Past Activity

- **August 12**
 - [Tour of Maple Street Chapel](#)

Future Activities


- **September 27**
 - [Toy Workshop](#)
- **TBD**
 - [Small workshop tours](#)

Programs

- **August 18**
 - [Christmas in August](#)
- **September 15**
 - Mike Trezek on woodcarving

Board Minutes

- [Link](#)



George Rogers

President's Message August 2025

I want to thank Vaibhav Konanur for arranging the activity this month, a tour of the First Church of Lombard. I look forward to seeing the beautiful woodwork that is inside this church. By the time you read this newsletter the activity will have taken place. I hope you were able to partake!

Thanks to Bruce Metzdorf for his presentation last month on pattern/template routing. I enjoyed his discussion on making the pattern and how he utilized bushings to utilize routing with the pattern.

For those looking to get started with woodturning, this month's meeting will be helpful. Mark Dreyer will be making holiday gifts which consist of spindle type turning as opposed to bowl type turning. His use of Easy Wood tools, carbide cutter type woodturning tools, makes getting started in woodturning easier. He is a very good demonstrator and instructor. This should give you ideas and a good head start of making items for the holiday season which, despite the weather, is not that far off.

In the meantime, now is a good time to start or continue making toys for our holiday toy give away.

If anyone is interested in helping with prepping bed parts or other items for our workshop on Saturday, September 27 please let me know. I have plenty of wood, space and tools to go around.

I hope to see you at our August general meeting on Monday, August 18 at 7pm.

George Rodgers

GLRodgers@comcast.net

708-623-9038



George Rogers

Toys 2025

DPWW and Woodcraft (504 Ogden Ave. in Downers Grove) will be hosting a toy making workshop on Saturday, September 27 from 9am to 3pm. We are hoping to have people contribute some of their time to helping bandsaw, drill, rout, sand and assemble toys for the underprivileged children give-a-way program. The plan is to have people show up for the morning (9am to noon) and/or afternoon (noon to 3pm) session. If you can't contribute 3 hours even just an hour or two will help. Coffee and donuts will be available in the morning and pizza (always a big hit!) and pop will be served at lunchtime.

For those unable to make the workshop but still wanting to contribute toys, we have wheels and axles. We will have these available to pick up at the DPWW general meetings. You can also contact me directly if you need wheels or axles. We also have patterns and directions for making toys which are available at each general meeting and on our website at: [DuPage Woodworkers](http://DuPageWoodworkers.org)

If anyone is interested in helping with prepping bed parts or other items for our workshop on Saturday, September 27 please let me know. I have plenty of wood, space and tools to go around.

George Rodgers

Call for Volunteers

Progressive Shop Tour This Fall: Vaibhav Konanur, our activities chair, is planning a Progressive Shop Tour for sometime in October or November (depending on availability), and we're looking for a few members to open up their small to medium shops for a visit!

For those unfamiliar, a progressive shop tour is a fun, low-key event where a group of members travels from one woodshop to another. It's a great way to see how fellow woodworkers set up their spaces, get ideas, and connect with others in the club. Because we move from shop to shop, **there's no need for a huge space—no shop is too small!** Every workspace has something worth sharing, and we'd love to include yours.

If you're interested in volunteering your shop (or want to learn more before committing), please contact Vaibhav directly at vkonanur@gmail.com

Thanks in advance for helping make this a great experience for everyone!

Best regards, Vaibhav Konanur Activities Chair, DPWW

Coffee Makers

Gotta have coffee at the DPWW meetings!

Thanks to everyone who pitched in at the August meeting. Anyone is welcome to make coffee. Just arrive a little after 6:00 and join the fun with others.





July Presentation Recap



Mark Wieting

Template Routing

Program chairman Bruce Metzdorf presented tips and challenges related to template routing at the July meeting.

He took us through the process


of making a template for a scouting award he fashioned with his plunge router.

Because following the template requires a bushing to guide the router to the exact spots it needs to go, the template needs to measure slightly larger than the desired grooves the router makes. His 1/2 inch rounded router bit was centered in a 3/4 inch o.d. brass bushing held in the router face plate by a lock nut. He made the template out of Masonite, based on a pattern glued to it, and cut with a scroll

saw. He emphasized that the inside edges of the template must be perfectly smooth to produce a straight cut with the router.

Hand sanding accomplished the straight sides.

Because it is essential for the template to remain in one place, he uses double-faced tape to make sure it doesn't move during the cutting.



Scouting Award



Template on wood

He prefers an auxiliary face plate with an extra handle for stability. Although the router and template hogged out the majority of the image, hand sanding with sandpaper wrapped around a dowel was also needed. Two colors of paint in the grooves made for a professional look.

Inlays and dovetails:

Routed inlays also require a bushing and a narrow bit. He showed "bow tie" inlays and various figured inlays. He said guide bushings are required for routed dovetail joints using a commercial jig and noted that routed signs require jigs that contain sets of letters. He also covered router bits with bearings, usually at the top of the cutting surfaces, but sometimes at both top and bottom. These are used with homemade or commercial templates for routing handles and other useful shapes.

Throughout the presentation, Bruce handed around the items he was describing, from a set of brass bushings to the template for the scouting award.

Mark Wieting



Post routing with template



Complete with paint



Sawdust in Your Coffee



Ron
Colliander

Sawdust in Your Coffee is our Zoom-based monthly discussion of wood related subjects. There were 10 participants at the August 2 Sawdust meeting. Topics

1. Review upcoming events.
2. Recovering lost tools.
3. Review possible causes of excessively dark end grain walnut cutting boards.
4. Dimensional stability of pre-glue up end grain cutting board strips.
5. Alternative methods for removing router sled microscopic marks
6. Review current child's rocking chair.
7. Sharing shops with automobiles and storing tools.

There will be another SIYC meeting at 9:00AM on Saturday, September 6. Bring your questions, your progress, and/or your coffee. Expect the usual Email Zoom invitation.— Ron Colliander

July FOW Winners

From our Workshop winners were:

Tom Olson	Wixey Digital Protractor
Bob Paolicchi	Microfiber Cloth
Rick Ranier	Microfiber Cloth

August FOW Prizes

From our Workshop prizes in August will be:

- Microfiber tack cloths
- Digital protractor

July Door Prize Winners

Ron Colliander	Digital Caliper & RZ Masks
Tom Kubica	20V Craftsman Drill/Driver and Drill Bit Set.
Don Burgeson	Driver bit set



August Door Prizes

The August door prizes are:

- Porter Cable Router
- Wixey Digital Angle Gauge and a \$20.00 WoodCraft Gift Card.



Bruce Kinney

Tickets are:

- \$2 for 1
- \$5 for 3
- \$10 for 7
- \$15 for 11
- \$20 for 15



Mike Kalscheur

Membership News

Two new members were added to the DPWW membership roster within the last month. Total membership count is now at 198.

Please welcome new member **Garrett Ard** from Warrenville. Garrett learned about DPWW from the club website and has experience with building furniture. He is likely to learn more furniture building techniques from many other members.

Also please welcome **Thomas Ahrendt** from Glendale Heights. Thomas learned about DPWW from a Google search. He has been woodworking for some time and has built cabinets, shelves, boxes and other miscellaneous small projects. Thomas also does woodturning of bowls and pens.

As most members already know, the membership and photo rosters are available from the website homepage under the Membership tab. Select the

Members-Only page to find the rosters. You will need to use the member login and password to access those rosters. If you've forgotten or misplaced that information and want to access those pdf files, please let me know.

For those who are new to the club, please consider having your photo taken at the next general meeting if you would like it added to that roster. The member photos help all members put a name to a face.

Member participation in the Activities, Programs, From-Our-Workshop, Toy building sessions and other club functions is a great way to learn more about other members and their woodworking skills. Please take advantage of those opportunities. Joining the Board or other Committee is another way to help improve the club. It's the membership involvement that makes DPWW work better for all. Please let any Board member know how you can help.

Mike Kalscheur

membership@dupagewoodworkers.org

August Program

Christmas in August

Mark Dryer will conduct a fast-paced turning class. We are always looking for that perfect handmade gift for the holidays. In this session we will cover a series of gift ideas we can make and start now in August. These items will be mostly practical, but we may sneak in a few art ideas.

We will cover:

- An Acrylic Pen / Crochet Hook / Seem Ripper
- A Simple Peppermill
- A Bottle Stopper
- A Pizza / Ice Cream Handle
- Kitchen Items
- And A Few More





August Activity Maple St. Chapel visit




About 15 of us visited the Maple St. Chapel in Lombard on Aug. 9.

The chapel's Preservation Society president, Ken Bohl, presented a history of the church, built in 1870. Also the Facilities Director explained recent safety improvements, such as a sprinkling system

and various changes made over the years, including turning previous entry doors into windows and modernizing the trim on the 105'-high steeple.

We admired the woodwork—especially the arch above the altar which required bending and tapering to come to a point that resembled the interior of a wooden boat.



Where do you get those socks?



Ken Bohl presenting

Don Sinnott and others pulled the rope that rings the 1,000-pound bell. We learned that before the firehouse got a siren, the bell called volunteer firefighters to fight fires.

We also toured the room behind the altar that was the site of Lombard's first lending library.

Ken noted that DPWW members (George Rodgers, Wayne Maier, Howard Peterson and I) had done some exterior restoration work six years ago.



Ringling the bell

Mark Wieting

DPWW Logo Clothing



Carl Shaffer

Welcome to all new DPWW Club members. Stop by my table to introduce yourselves and learn what the club has available in clothing with the DPWW embroidered logo.

Thanks, - Carl Shaffer
630-251-3106
(harleypop99@att.net)





From Our Workshop July 2025 [Click to Enlarge](#)


These projects, projects in progress and many more can be seen on your DPWW Gallery Web Page. These projects were submitted prior to our July 20 meeting, or were shown in person at the meeting. With our meetings held via Zoom and in person, if possible, still submit photos of your current projects to **Mike Perry** and **Lee Nye** via [Google Forms](#) for inclusion in next month's newsletter. Submitted projects will be featured during the next in person and Zoom monthly meeting "From Our Workshop" session.



George Rodgers — Small boxes/Spheres
Cherry, maple, walnut, poplar — None



Mark Wieting — Japanese Knife
Bubinga — Wipe-on Polly



Mark Wieting — Miter Sled for Table Saw
Cabinet Door & Oak — None



Al Cheeks — Charcuterie Board
Maple & Walnut — Walrus Oil



Tony Leto — Moose
Pine — None



Don Pellegrini — Coffee Table
Black Walnut/Spalted Maple — Danish Oil / Minwax




Bruce Metzdorf — Bowls
Walnut (live edge), White Oak — Walrus Oil and wax



Jack Ward — Wall Cabinet
Walnut — Danish Oil / Wax



Tim McAuley — Microscope Case
Various Scraps — Poly



Tom Kubica — Charcuterie Boards
Cherry, Walnut, Curly Maple, Padauk — Walrus Oil and wax



Tom Olson — Charcuterie Board
Maple — Walnut Oil



Rick Ranieri — Small bowl & Coaster
DPWW Free Wood — Axe Paste



Bob Paolicchi — Prototype 1840's Quaker wall clock
Pine — Sanding Sealer



Michael Fross — Greene & Greene Nightstand
Mahogany — Tru-oil



Don Burgeson — Walnut Bowl
Walnut, Pecan — Tried & True



Tom Benson — Toy Train
Pine — None



Burt LeLoup — Canes
Teak & Walco